



SOLID 1" DIAMETER OFFSET PULLS

DESCRIPTION

These solid metal offset pulls are fabricated from bar stock with the finish of your choice.

MATERIAL

Aluminum, brass, bronze, stainless steel

METAL FINISHES

Available in standard architectural finishes.

Special Metal Finish

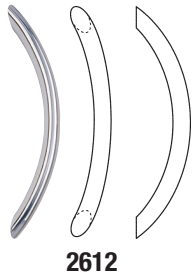
Most models available in US323SS or US-32DSS performance finish. See page 1.

Models with asterisk * available in antimicrobial finish. See page 1.


MOUNTING OPTIONS

Pulls on this page except 750 & 751 include standard thru-bolt mounting "E", 750 & 751

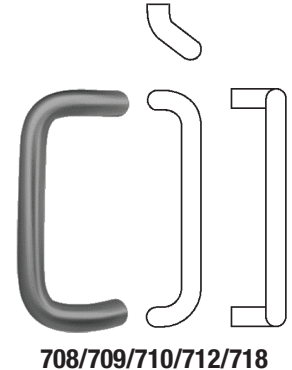
include "EH". Mounting options include thru bolts with finish washer, thru bolts with finish buttons, surface concealed, back to back on glass, aluminum, hollow metal and wood doors. See page 12 for mounting options. Base plates are available to be mounted with any pull. 2" diameter is standard. Other sizes are available upon request.



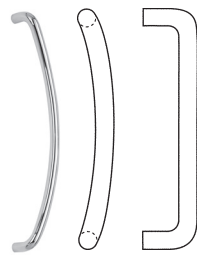
2612



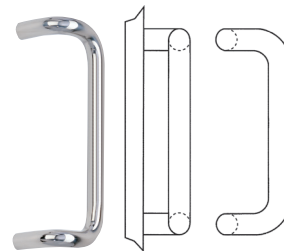
750/751



708/709/710/712/718



2112/2220



668/658/609/658A/658B/615/618

PART NO.	DIAMETER	CTC	OVERALL	PROJECTION	CLEARANCE	OFFSET	WT.	ANSI 156.6
668*	3/4"	8"	8 3/4"	2 1/2"	1 3/4"	3"	1.9 lbs	J402
658*	1"	8"	9"	3 1/2"	2 1/2"	4"	3.4 lbs	J402
609*	1"	9"	10"	3 1/2"	2 1/2"	4"	3.8 lbs	J402
658A*	1"	10"	11"	3 1/2"	2 1/2"	4"	3.9 lbs	J402
658B*	1"	12"	13"	3 1/2"	2 1/2"	4"	4.3 lbs	J402
615	1"	15"	16"	3 1/2"	2 1/2"	4"	5.0 lbs	J402
618*	1"	18"	19"	3 1/2"	2 1/2"	4"	5.7 lbs	J402
708*	1"	8"	9"	2 3/4"	3 1/2"	2 3/4" 45°	2.8 lbs	—
709*	1"	9"	10"	2 3/4"	3 1/2"	2 3/4" 45°	3 lbs	—
710*	1"	10"	11"	2 3/4"	3 1/2"	2 3/4" 45°	3.2 lbs	—
712*	1"	12"	13"	2 3/4"	3 1/2"	2 3/4" 45°	3.6 lbs	—
718*	1"	18"	19"	2 3/4"	3 1/2"	2 3/4" 45°	5 lbs	—
750	1"	9"	10"	2 3/4"	—	7 1/2"	5 lbs	—
751	1"	12"	13"	2 3/4"	—	7 1/2"	4.4 lbs	—
2112	1"	12"	13"	2 3/4"	—	—	3.8 lbs	—
2220	1"	20"	21"	3"	—	—	5.2 lbs	—
2612	1"	12"	15 5/32"	3 1/2"	—	—	3.8 lbs	—

*Available in Antimicrobial Finish