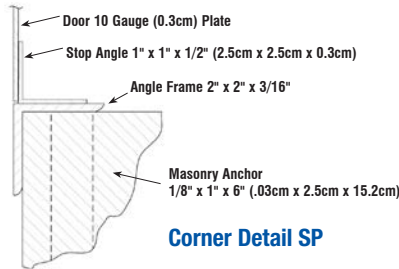




**MODEL SP**

Shown with Detention Deadbolt Lock Installed



**FLAT FRAME STEEL SECURITY PANEL: SP™ Series**

**Frame:** 2" x 2" x 3/16" angle frame with 2" Flange, welded at corners. Continuous 1" stop.

**Door:** 10 gauge plate steel door mounted on two heavy-duty detention hinges welded to the frame.

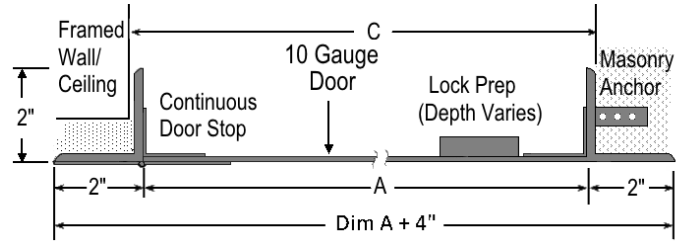
**Finish:** White powder coat paint.

**Lock:** Detention Deadlock Prep (DDP) provided standard with SP and HSP access panels. Lock to be provided by others. See next page for lock options.

**Anchors:** Heavy duty steel masonry anchors welded to frame at factory.

**Sizes:** Minimum 8"x 8", maximum wall 48"x 48", maximum ceiling 24"x 24"

**Options:** #4 Finish Stainless Steel or Galvannealed, Four Lock Prep Choices, Installation of Customer Lock, Custom Prep, See Lock Selection on Next Page.



**Model SP**

**FLAT FRAME STEEL HIGH SECURITY PANEL: HSP™ Series**

**Frame:** 2" x 3" x 3/16" angle frame with 2" Flange, welded at corners. Continuous 1" stop.

**Door:** 7 gauge box-formed steel door mounted on two heavy-duty 4" butt hinges welded to the frame.

**Finish:** White powder coat paint .

**Lock:** Detention Deadlock Prep (DDP) provided standard with SP and HSP access panels. Lock to be provided by others. See next page for lock options.

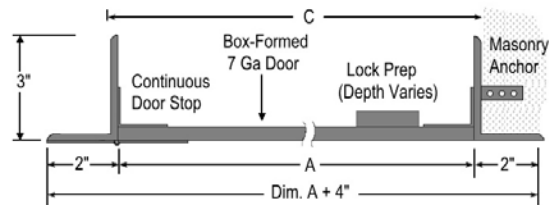
**Anchors:** Heavy duty steel masonry anchors welded to frame at factory.

**Sizes:** Minimum 8"x 8", maximum wall 48"x 48", maximum ceiling 24"x 24".



**MODEL HSP**

Shown with Mortise Deadbolt Lock Installed



**Model HSP**

A - Order Size = Door Size W x H	C-Opening Dimensions		SP Approximate Ship Weight (lbs)	HSP Approximate Ship Weight (lbs)	Lock(s)
	Width	Height			
8" x 8"	8 3/4"	8 3/4"	16	20	1
10" x 10"	10 3/4"	10 3/4"	20	25	1
12" x 12"	12 3/4"	12 3/4"	24	30	1
14" x 14"	14 3/4"	14 3/4"	29	36	1
16" x 16"	16 3/4"	16 3/4"	32	40	1
18" x 18"	18 3/4"	18 3/4"	38	47	1
24" x 24"	24 3/4"	24 3/4"	52	65	1 lock, 2 security screws
Sizes Below Walls Only					
24" x 36"	24 3/4"	36 3/4"	72	90	1 lock, 3 security screws
24" x 48"	24 3/4"	48 3/4"	90	112	1 lock, 3 security screws

Add 1 lb. for Mortise Deadbolt Prep, or 4 lbs. for Detention Lock installed. For Model SP Panels of 32" or Larger, We Recommend Security Screws be Installed with Lock for Additional Security. Custom Sizes and Modifications Available Upon Request

Examples of Optional Colors at Additional Cost - Painted Samples Available

