




CAP SERIES TOUCH LATCH CEILING ACCESS PANEL

*A Unique Door that Provides Easy Access to
Large Equipment in Non-Fire-Rated Ceilings*



CAP Access Panel Benefits:

- Fully Concealed latch
- Simple and Clean Lines
- Flush Frame and Door When Closed
- Removable Doors For Easy Access to the Space Above
- Prime-Coated for Field Painting

The CAP Door is Designed Specifically for Use in Ceiling Applications

- One operable door with safety cable allows quick and easy access.
- Patent-pending touch latch mounting block securely aligns the door flush with the frame.
- Lightweight formed doors provide stability for the largest sizes.
- Both doors are removable to allow access to large mechanical and HVAC components.



ACTIVAR

CONSTRUCTION PRODUCTS GROUP INC.



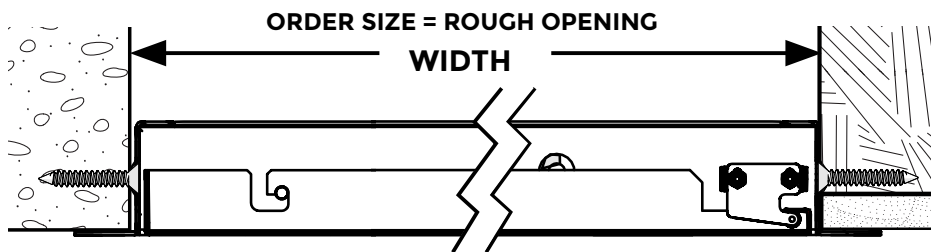
Visit www.activarcpg.com/CAP for more info
1-800-554-6077 | SALES@ACTIVARCPG.COM
©2021 Activar Construction Products Group, Inc.

CAP SERIES TOUCH LATCH CEILING ACCESS PANEL



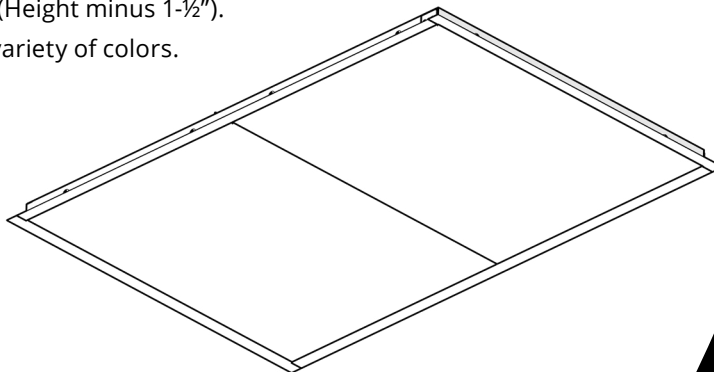
How Does the CAP Access Door Compare to Other Ceiling Panels?

- The CAP access panel offers the largest sizes in the industry.
- 20 gauge formed doors are lighter than models with 16 gauge doors or drywall inserts.
- The CAP formed door has more stability than panels with flat steel doors, which may torque or sag.
- One inch flange covers rough opening edges.



PRODUCT SPECIFICATIONS:

- **Frame Material:** 18 gauge galvanized steel.
- **Door Panel Material:** 20 gauge galvanized steel.
- **Standard Finish:** Off-white prime coat.
- **Flange:** 1" wide exposed flange.
- **Sizes:** Minimum 18" x 18", Maximum 108" x 54". Made to order.
- **Clear Opening:** (Width minus 1-½") x (Height minus 1-½").
- **Optional Finishes:** Powder coat in a variety of colors.



See Our Website and Submittal for Product Details and Order Information

ACTIVAR
CONSTRUCTION PRODUCTS GROUP INC.



Visit www.activarcpg.com/CAP for more info
1-800-554-6077 | SALES@ACTIVARCPG.COM
©2021 Activar Construction Products Group, Inc.