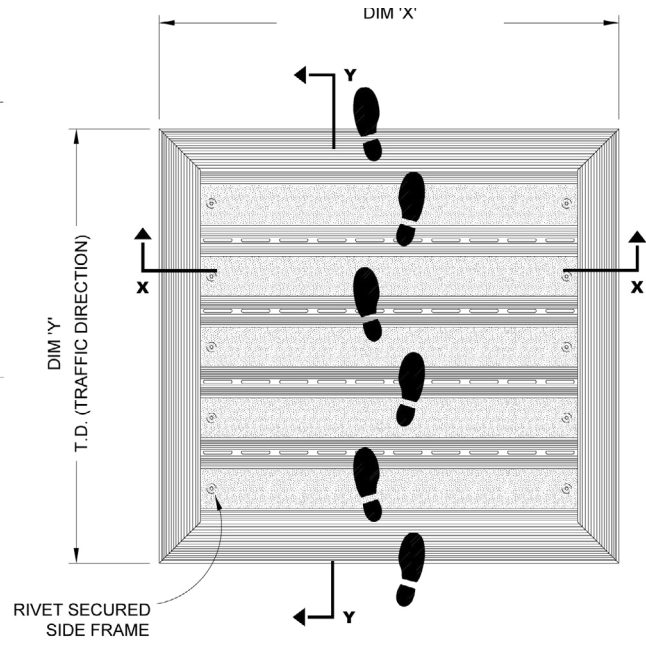
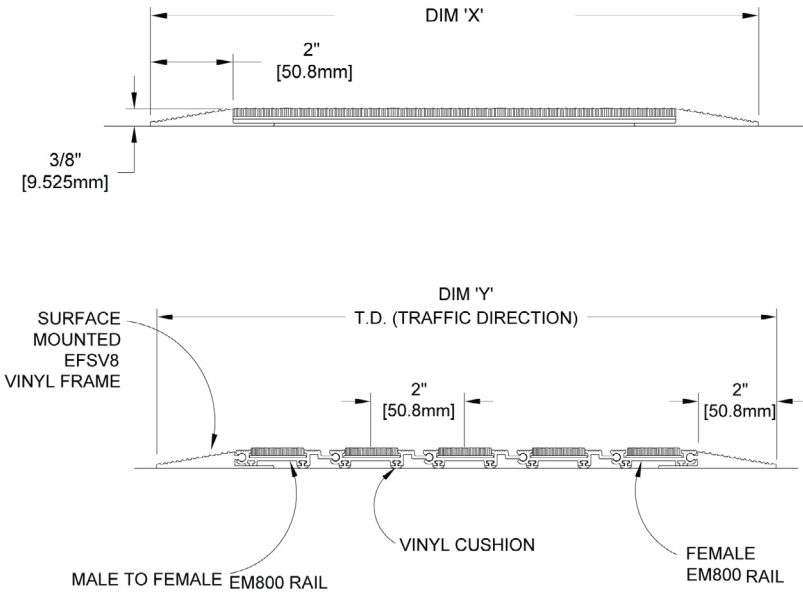


ENTRANCE MAT - Activ-Mat™ EM800 Series with EFSV8 Frame - Aluminum Mat with Surface Mount Vinyl Frame



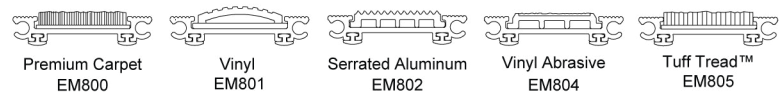
SPECIFICATIONS:

Aluminium Roll-Up Entrance Mat with Aluminum Hinges
Material: 6063-T6 extruded aluminum alloy tread rails.
Vinyl tapered frame.
Depth: 3/8" (9.5 mm).
Standard Finish: Mill.
Tread Spacing: 2" (50.8 mm) on center with 6 treads per foot in the direction of travel.
Spacing Between Rails: Heelproof spacing of 3/16".
Rolling Wheel Load Rating: 350 lbs

NOTE:

Verify traffic direction - traffic to run perpendicular to rails.
 Maximum single section size not to exceed 12'-0" (3.66m) in width (dim "x") or 100 sq. ft.
 If multiple sections, verify sectioning does not occur in traffic path.
 Mat dimensions allow for clearance between mat section(s) and frame(s) in width (dim "x").
 Additional product information including installation instructions may be found at www.activarcpg.com/jl-industries

ACTIV-MAT 800 SERIES INSERTS



QTY	LOCATION	DIMENSION "X" <small>Width</small>	DIMENSION "Y" <small>Length</small>	FINISH	TREAD OPTIONS	TREAD COLOR	NOTES

ACTIVAR INC.
 CONSTRUCTION PRODUCTS GROUP

9702 Newton Ave S. Bloomington, MN 55431 | Many Locations Nationwide

800-554-6077 952-835-2218 sales@activarcpg.com www.activarcpg.com



Distributor:	Project:
Contractor:	Approved By:
Date:	Architect:
Scale: N/A	Pages: 1 of 1
Item #:	