

Crownline Cabinets Provide A Wide Selection of Door Styles, Glazing and Sizes. These Durable Cabinets are Designed to Industry Standards for Fire Department Valves, Fire Hose Rack Units and Extinguishers. This Concealed Trim Model is Designed to be Installed Over Drywall, or Under Plaster for a Flush Finished Surface.

Door: #4 Brushed finish stainless steel. These flush cabinet doors are attached by a continuous hinge and are equipped with zinc-plated handle and roller catch for all non-locking doors. Doors with glazing have 1-1/4" wide trim. Theft-deterrent SAF-T-LOK™ also available.

Concealed Flange Style: Drywall bead for installation over drywall (WB style) or plaster flange with stop (PW style) with 3/4" plaster allowance. All models meet 4" ADA projection requirement.

Tub: The tub is constructed of cold rolled steel with silver powder-coat finish standard. Tub includes a 1-1/4" wide flange to cover the wall opening, and is designed to be concealed by drywall, plaster or stucco.

Knockouts: K.O.'s are provided on both sides of the cabinet. K.O.'s on left side will be located using "J" dimension, K.O.'s on right side using "K" dimension and may be offset from K.O.'s on "J" side of cabinet. Models 6034 and 6234 - Specify knockout location. Custom location K.O.'s available.

Special Features: Models 8034 has a shelf 12" from the bottom of the cabinet and is designed to hold a fire extinguisher plus FD valve or other accessory. 8034 can also be ordered without shelf to allow for lower mounting height of valve piping to meet NFPA14.

Fire-Rated Option Available: Yes - See separate submittal.

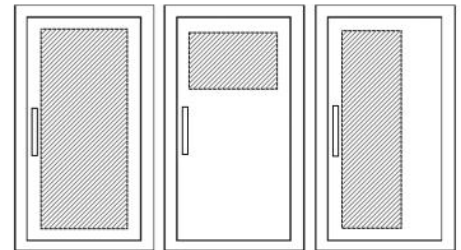
STEP 1: SELECT MODEL NUMBER, TRIM & QUANTITY (Refer to Chart on Page 2)

STEP 2: SELECT DOOR STYLE

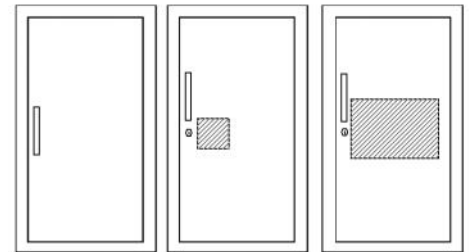
(Check one box below)

- F** Full Glazing
- G** Full Glazing with SAF-T-LOK
- D** Horizontal Duo Panel
- E** Horizontal Dual Panel with SAF-T-LOK
- A** Center Duo Panel with SAF-T-LOK
- S21** Solid Door

- L22** Solid with SAF-T-LOK
- V** Vertical Duo
- W** Vertical Duo with SAF-T-LOK
- B10** Acrylic View Window with SAF-T-LOK
- L24** Solid with Cylinder Lock & No Pull



F - Full glass with pull
G - Full glass with pull handle and Saf-T-Lok (Not Shown)
D - Horizontal duo panel with pull
E - Horizontal duo panel with pull and Saf-T-Lok (Not Shown)
V - Vertical duo panel with pull
W - Vertical duo panel with pull and Saf-T-Lok (Not Shown)



S21 - Solid with pull
L22 - Solid with pull and Saf-T-Lok
L24 - Solid with cylinder key lock/no pull (L22,24 not shown)
B10 - Acrylic view window with pull, and Saf-T-Lok
A - Horizontal duo panel with pull and Saf-T-Lok

ADA Cabinet Mounting Height: Standard Pull on G, E, W, L22 and B Door Styles with Saf-T-Lok are 3 5/8" Higher than Door Center, so Allow for that When Mounting Cabinet. Standard Pull with No Lock or ADA Recessed Pull are Centered on Door.


STEP 3: SELECT DOOR GLAZING

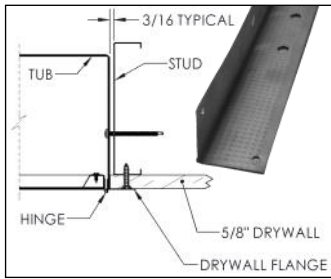
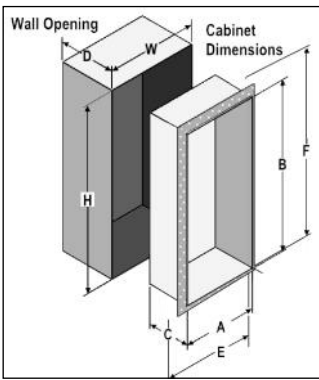
(Check one box below)

- 10** Clear Acrylic
- 13** Clear Wire Glass with Safety Film
- 15** Bronze Acrylic
- 16** Gray Acrylic
- 17** Clear Tempered Glass
- 18** Laminated Safety Glass

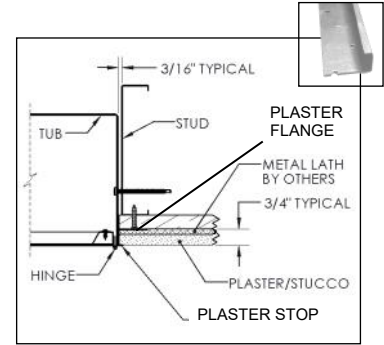
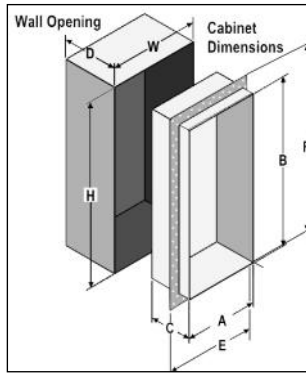
STEP 4: OPTIONAL FEATURES AT ADDITIONAL COST:

- #6 Matte Finish Stainless Steel Door & Trim
- #7 Polished Stainless Steel Door & Trim
- #8 Mirror Finish Stainless Steel Door & Trim
- CA** Commander Alarm
- BA** Brigadier Alarm
- Futura "Fire" Handle ___ Mill ___ Red ___ White
- PRH** Recessed Pull Handle
- PUCH** Polished Chrome Pull
- No Shelf for 8000 Series
- FDVO** Decal Fire Department Valve Octagonal 6 x 6"
- 1403** Decal Fire Hose Black/Red Horiz. Letters 4 x 9
- LDCHRFDV-R** Diecut Fire Dept. Valve Horiz. 10-1/4 x 4-3/8
- LDCVRFDV** Diecut Fire Dept Valve Vert. 3/4" x 21 1/2"
- LDCVRFDV-R** Diecut Fire Dept Valve Vert. Rever. 3/4" x 21 1/2"
- LDCHRFDV** Diecut Fire Department Valve Ascend. 1" x 17"
- LDCVRFSCV-R** Diecut Fire Sprinkler Cont. Valve Vert 3/4" x 18"
- Fire Hose Racks - See separate submittal
- Black Vertical FE Letters **LDCVBFE**
- Red Vertical FE Letters **LDCVRFE**
- White Vertical FE Letters **LDCVWFE**
- Black Horizontal FE Letters **LDCHBFE**
- Red Horizontal FE Letters **LDCHRFE**
- White Horizontal FE Letters **LDCHWFE**
- Etched or Engraved Lettering - Check box and attach separate submittal

 <p>©2021 ACTIVAR CONSTRUCTION PRODUCTS GROUP, INC. CROWNLINE™ IS A TRADEMARK OF ACPG</p>	Distributor:	Quantity:
	Contractor:	Approved By:
	Model #:	Architect:
	Project:	Date:
<p>HEADQUARTERS: 9702 NEWTON AVE S, BLOOMINGTON, MN 55431 PH: 800-554-6077 EMAIL: SALES@ACTIVARCPG.COM WWW.ACTIVARCPG.COM MANUFACTURING: BLOOMINGTON, MN & COMMERCE, CA WAREHOUSES: SEE WEBSITE FOR LOCATIONS 5/26/2021</p>		



TRIMLESS FLANGE FOR 5/8" DRYWALL



TRIMLESS RECESSED FLANGE FOR 3/4" PLASTER

QTY	MODEL	TUB I.D. W x H x D in Inches			FRAME O.D.		RECESSED WALL OPENING			KNOCKOUT LOCATIONS			RECOMMENDED HOSE RACK, FIRE DEPARTMENT VALVES & EXTINGUISHERS
		A Width	B Height	C Depth	E Width	F Height	Width	Height	Depth	J	G	K	
TRIMLESS CABINET WITH WALLBOARD BEAD TRIM FOR INSTALLATION OVER DRYWALL - Example of Part # 6034WBF10													
	6034WB	24	30	6	26 1/2	32 1/2	25	31	6 1/8	2 1/2	TBD	2 1/2	HOSE RACK: 1- 1/2" x 1-1/2" Hose Rack Unit with 50 or 75' Hose (HRA:050B, 050CH, 075B, 075CH) & Cosmic 2½ or Galaxy 2½- 5 lb Exting.
	6234WB	24	34-3/4	6	26 1/2	36 1/4	25	35 3/4	6 1/8	2 1/2	TBD	2 1/2	HOSE RACK: 1- 1/2" x 1-1/2" Hose Rack Unit - 100' Hose (HRA 100B, HRA100CH) & Cosmic 2½ or Galaxy 2½- 5 lb Extinguisher
	6134WB	24	30	8	26 1/2	32 1/2	25	31	8 1/8	4	4	4	HOSE RACK: 2-1/2" x 1-1/2" Hose Rack Unit 50 or 75' Hose (HRA050B-2.5, HRA075B-2.5)
	6434WB	24	34 3/4	8	26 1/2	36 1/4	25	35 3/4	8 1/8	4	4	4	HOSE RACK: 2-1/2" x 1-1/2" Hose Rack Unit 100' Hose (HRA100B-2.5)
	6634WB	24	38 3/4	8	26 1/2	41 1/4	25	39 3/4	8 1/8	4	4	4	HOSE RACK: 2-1/2" x 1-1/2" Hose Rack Unit 125' Hose (HRA125B-2.5)
	6334WB	30	30	8	32 1/2	32 1/2	31	31	8 1/8	4	4	4	HOSE RACK & FD VALVE OR EXTINGUISHER: 1-1/2" OR 2-1/2" Valve; 50' or 75' Hose Rack Unit Plus FD Valve or Extinguisher (Not Sentinel 15-20, Nebula)
	6534WB	32 3/4	34 3/4	8	35 1/4	36 1/4	33 3/4	35 3/4	8 1/8	4	4	4	HOSE RACK & FD VALVE OR EXTINGUISHER: 1-1/2" OR 2-1/2" Valve, 100' Hose Rack Unit Plus FD Valve or Extinguisher (Not Sentinel 20, Nebula)
	7234WB	32 3/4	38 3/4	8	35 1/4	41 1/4	33 3/4	39 3/4	8 1/8	4	4	4	HOSE RACK & FD VALVE OR EXTINGUISHER: 1-1/2" OR 2-1/2" Valve, 125' Hose Rack Unit Plus FD Valve or Extinguisher (Not Sentinel 20, Nebula)
	8534WB	18	18	8	20 1/2	20 1/2	19	19	8 1/8	4	9	4	FIRE DEPARTMENT VALVE: 1-1/2" or 2-1/2" Fire Department Valve with Cap and Chain
	8434WB	18	18	10	20 1/2	20 1/2	19	19	10 1/8	5	9	5	FIRE DEPARTMENT VALVE: 1-1/2" or 2-1/2" Fire Department Valve with Cap and Chain
	8734WB	26	26	8	28 1/2	28 1/2	27	27	8 1/8	4	13	4	DUAL SIDE BY SIDE FD VALVES & EXTINGUISHER OR 2 FD VALVES: 1-1/2" or 2-1/2" with Cap and Chain Plus Extinguisher - Cosmic & Galaxy 2-1/2- 10, Mercury 2-1/2-11, Grenadier, Saturn 15-25, Sentinel 5
	8634WB	26	26	10	28 1/2	28 1/2	27	27	10 1/8	5	13	5	DUAL SIDE BY SIDE FD VALVES & EXTINGUISHER OR 2 FD VALVES: 1-1/2" or 2-1/2" with Cap and Chain Plus Extinguisher - Cosmic & Galaxy 2-1/2- 10, Mercury 2-1/2-11, Grenadier, Saturn 15-25, Sentinel 5
	8034WB	16	40	9	18 1/2	42 1/2	17	41	9 1/8	4 1/4	6	4 1/4	DUAL EXTINGUISHER & FD VALVE CABINET W/ SHELF: Any Extinguisher (Except Sentinel 15-20, & Nebula)
TRIMLESS CABINET WITH RECESSED FLANGE FOR INSTALLATION OF 3/4" PLASTER OVER TRIM -Example of Part # 6234PWF10													
	6034 PW	24	30	6	26 1/2	32 1/2	25	31	6 1/8	2 1/2	TBD	2 1/2	HOSE RACK: 1- 1/2" x 1-1/2" Hose Rack Unit with 50 or 75' Hose (HRA:050B, 050CH, 075B, 075CH) & Cosmic 2½ or Galaxy 2½- 5 lb Exting.
	6234 PW	24	34-3/4	6	26 1/2	36 1/4	25	35 3/4	6 1/8	2 1/2	TBD	2 1/2	HOSE RACK: 1- 1/2" x 1-1/2" Hose Rack Unit - 100' Hose (HRA 100B, HRA100CH) & Cosmic 2½ or Galaxy 2½- 5 lb Extinguisher
	6134 PW	24	30	8	26 1/2	32 1/2	25	31	8 1/8	4	4	4	HOSE RACK: 2-1/2" x 1-1/2" Hose Rack Unit 50 or 75' Hose (HRA050B-2.5, HRA075B-2.5)
	6434 PW	24	34 3/4	8	26 1/2	36 1/4	25	35 3/4	8 1/8	4	4	4	HOSE RACK: 2-1/2" x 1-1/2" Hose Rack Unit 100' Hose (HRA100B-2.5)
	6634 PW	24	38 3/4	8	26 1/2	41 1/4	25	39 3/4	8 1/8	4	4	4	HOSE RACK: 2-1/2" x 1-1/2" Hose Rack Unit 125' Hose (HRA125B-2.5)
	6334 PW	30	30	8	32 1/2	32 1/2	31	31	8 1/8	4	4	4	HOSE RACK & FD VALVE OR EXTINGUISHER: 1-1/2" OR 2-1/2" Valve; 50' or 75' Hose Rack Unit Plus FD Valve or Extinguisher (Not Sentinel 15-20, Nebula)
	6534 PW	32 3/4	34 3/4	8	35 1/4	36 1/4	33 3/4	35 3/4	8 1/8	4	4	4	HOSE RACK & FD VALVE OR EXTINGUISHER: 1-1/2" OR 2-1/2" Valve, 100' Hose Rack Unit Plus FD Valve or Extinguisher (Not Sentinel 20, Nebula)
	7234 PW	32 3/4	38 3/4	8	35 1/4	41 1/4	33 3/4	39 3/4	8 1/8	4	4	4	HOSE RACK & FD VALVE OR EXTINGUISHER: 1-1/2" OR 2-1/2" Valve, 100' Hose Rack Unit Plus FD Valve or Extinguisher (Not Sentinel 20, Nebula)
	8534 PW	18	18	8	20 1/2	20 1/2	19	19	8 1/8	4	9	4	FIRE DEPARTMENT VALVE: 1-1/2" or 2-1/2" Fire Department Valve w/ Cap and Chain
	8434 PW	18	18	10	20 1/2	20 1/2	19	19	10 1/8	5	9	5	FIRE DEPARTMENT VALVE: 1-1/2" or 2-1/2" Fire Department Valve w/ Cap and Chain
	8734 PW	26	26	8	28 1/2	28 1/2	27	27	8 1/8	4	13	4	DUAL SIDE BY SIDE FD VALVES & EXTINGUISHER OR 2 FD VALVES: 1 -1/2" or 2-1/2" with Cap and Chain Plus Extinguisher - Cosmic & Galaxy 2-1/2- 10, Mercury 2-1/2-11, Grenadier, Saturn 15-25, Sentinel 5
	8634 PW	26	26	10	28 1/2	28 1/2	27	27	10 1/8	5	13	5	DUAL SIDE BY SIDE FD VALVES & EXTINGUISHER OR 2 FD VALVES: 1 -1/2" or 2-1/2" with Cap and Chain Plus Extinguisher - Cosmic & Galaxy 2-1/2- 10, Mercury 2-1/2-11, Grenadier, Saturn 15-25, Sentinel 5
	8034 PW	16	40	9	18 1/2	42 1/2	17	41	9 1/8	4 1/4	6	4 1/4	DUAL EXTINGUISHER & FD VALVE CABINET W/ SHELF: Any Extinguisher (Except Sentinel 15-20, & Nebula)