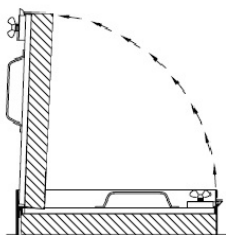




When space near access panels is restricted, use our access panels with doors that swing in or upwards to 90 degrees. 1 1/2 hour "B" label for 2 hour wall in sizes to 48" x 60" and a full range of sizes for 2, 3, or 4 hour ceilings.



MODEL FD2WI



FD2WI™: 2 Hour Walls with Inward-Swinging Door

FD2CI™: 2 hour Ceilings with Upward-Swinging Door

Frame: 16 or 14 gauge (>30" x 48") frame and door panel with 7/8" wall trim.

Door: Door swings up into the opening, or rests on trim when closed. 18 gauge door panel with 22 gauge liner, 1 1/2" high temperature insulation and inside pull handle.

Finish: White prime-coated galvanized steel or 304 stainless steel with #4 finish.

Lock: Self-latching lock with 1/4" flush allen key.

Sizes: Wall - Maximum 60" W or 60" H. Ceiling - Maximum 36" x 36" or 30" x 48". See chart below.

3-4 hour ceilings: Specifications above with 2 1/2" insulation - FD3CI.

Options: Mortise lock, non locking handle, recessed door for application of tile or wallboard. No optional colors.

Sizes Walls: Minimum 18" x 18", wall maximum 48" x 60", ceiling see chart in submittal for size.

Fire Rating

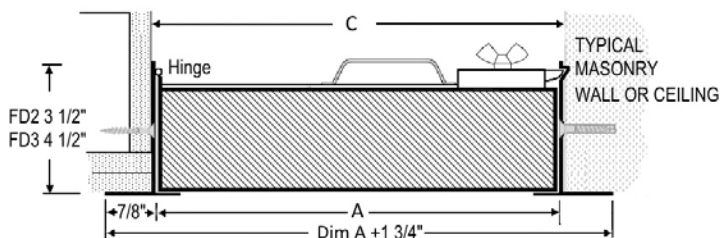
Wall and ceiling: This model of wall fire-rated panels is manufactured under the factory inspection of Intertek Wamock Hersey™ and have a label reading: "Listed access frame and insulated fire door assembly 2 hour fire rating. Vertical and Horizontal Installation. Temperature rise maximum 250°F/139°C at 30 minutes, 450°F/250°C at 60 minutes."

Non-Combustibility Classification: CAN/ULC S114, ASTM E136, CAN/ULC S102, ASTM E84, UL723

Ceilings: This model of ceiling fire-rated panels is manufactured under the factory inspection service of Intertek Wamock Hersey™ and have a label reading: "Listed access door and frame assembly (insulated). Horizontal installation only. Fire rating: 2 hours combustible construction, 4 hours non-combustible construction. File #22601

Testing Standards: Horizontal: UNC - 43-7-91, CAN/ULC-S112

Warning: Not for installation in floors: Does not meet NFPA 288 This door does not support a live load.



Latch and Lock Options

Standard 1/4" Allen Key	Optional Knurled Knob	Optional Non-Locking Handle

For the most seamless look, our RF recessed flange series panels are installed before the final layer of wallboard. Each panel has a mounting trim flange that is recessed 5/8" from the face of the panel. Finish with wallboard for a clean look.

FD2RF™: 2 Hour Wall or Ceiling Panel with Recessed Trim Flange

Frame: 16 or 14 gauge (depending on size). 2 1/4" depth

Mounting Flange: 1 1/4" wide flange, recessed 5/8" from face of frame to allow for wallboard installation over the flange.

Door: 18 gauge face with 22 gauge liner, 1 1/2" high temperature insulation.

Finish: White prime-coated galvanized steel or 304 stainless steel with #4 finish.

Lock: Automatic closer for self-latching lock mechanism. 1/4" flush allen key.

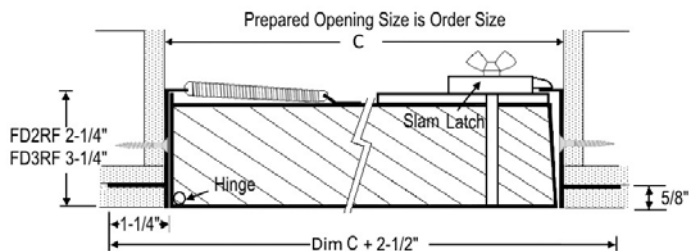
3-4 hour ceilings: Specifications above with 2 1/2" insulation - FD3RF.

Options: Knurled knob, non locking handle, recessed door for application of tile or wallboard. No optional colors

Sizes: Minimum 8" x 8", ceiling maximum 48" x 60", maximum 36" x 36".



MODEL FD2RF



Latch and Lock Options

Standard 1/4" Allen Key	Optional Knurled Knob	Optional Non-Locking Handle

Fire Rating

Wall and ceiling: fire-rated panels are manufactured under the factory inspection of (Intertek Wamock Hersey) and have a label reading: "Listed access frame and insulated fire door assembly 2 hour fire rating. Vertical and Horizontal Installation. Temperature rise maximum 250°F/139°C at 30 minutes, 450°F/250°C at 60 minutes.

Non-Combustibility Classification: CAN/ULC S114, ASTM E136, CAN/ULC S102, ASTM E84, UL723

