

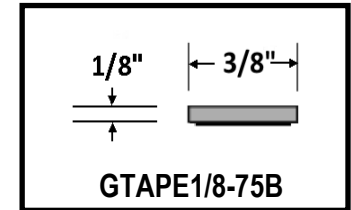
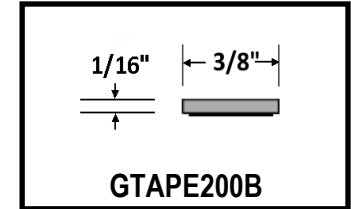
# TECHNICAL DATA: GLAZING TAPE



## Glazing Tape - Applied to Protect Glazing from Contact with Metal of Vision Lite

**GTAPE200B:** Black medium density closed-cell PVC glazing tape with adhesive backing - 1/16" x 3/8" x 200'.

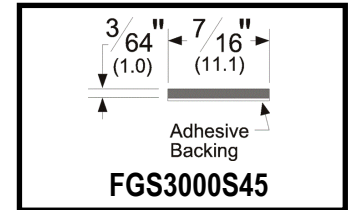
**GTAPE1/8-75B:** Black medium density closed-cell PVC glazing tape with adhesive backing - 1/8" x 3/8" x 75'. (Required Only for UL10C Installation on VSL 20 Min Wood Doors with a **UL label**)



## Fire-Rated Glazing Tape Applied to Vision Lites to Meet Criteria of UBC 7-2 and UL10C Positive Pressure - UL Listed For Use with WireShield Glazing Only

**FGS3000S90:** Fire-rated tape for exposed glass sizes of WS greater than 1296 square inches - with adhesive backing 5/64" x 7/16" 16' length

**INSTALLATION:** See detailed installation instructions for your product. Place exposed adhesive side directly on to clean surface of glazing or vision frame as directed by the installation instructions for the product that it will be applied to. Remove release liner when properly positioned.

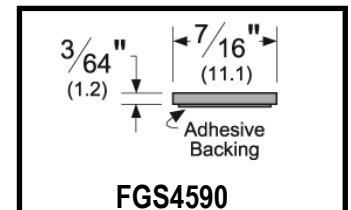
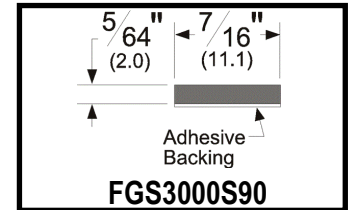


## Intumescent Glazing Tape - Applied to Vision Lites to Meet Criteria of UBC 7-2 and UL10C Positive Pressure

**FGS4590-7:** Fire-rated intumescent tape with adhesive backing 3/64" x 7/16" x 7' length

**FGS4590-8:** Fire-rated intumescent tape with adhesive backing - 3/64" x 7/16" x 8' length.

**INSTALLATION:** See detailed installation instructions for your product. Place exposed adhesive side directly on to clean surface of vision frame as directed by the installation instructions for the product that it will be applied to. Do not stretch material, as product can retract or shrink if stretched. Remove release liner when properly positioned. This product has a shelf life of 6 months, and must be used within that time. Store and install product at temperatures between 50°F and 100°F. Adhesive is fully set in 24 hours.



Please refer to detailed installation instructions for your particular product to assure that you are specifying the correct glazing tape(s) for your doors.

© 2018 Activar Construction Products Group, Inc.

HEADQUARTERS: 9702 NEWTON AV S, BLOOMINGTON, MN 55431 PH: 800-554-6077 FAX: 952-835-2218 EMAIL: SALES@ACTIVARCPG.COM WWW.ACTIVARCPG.COM  
 MANUFACTURING: BLOOMINGTON MN & COMMERCE CA WAREHOUSES: DALLAS TX, LANCASTER PA, FORT MYERS FL, ATLANTA GA, CHICAGO, IL, SEATTLE WA, OMAHA NE, FARGO ND

5/11/2018