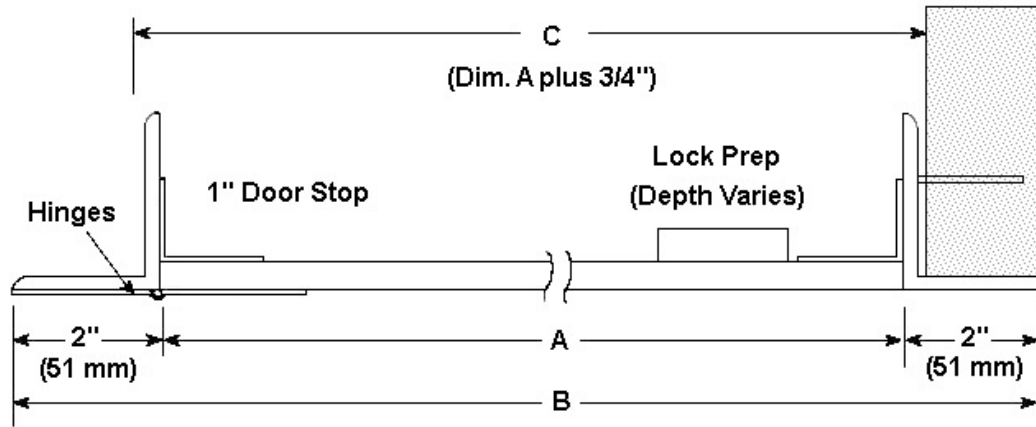


SUBMITTAL: HIGH SECURITY ACCESS PANELS - MODEL HSP™

For the most heavy-duty security access panel, our 7 gauge HSP can provide you with the solid construction and lock options for many detention and security building applications. From the heavy-duty hinges with non-removable barrels to the welded frame construction, we offer a specialty access door to meet your needs.



SPECIFICATIONS:

Frame: 2" x 3" x 3/16" steel angle frame with 2" flange, welded at corners.

Door: 7 gauge box-formed steel door mounted on two heavy-duty 4" butt hinges welded to the frame.

Finish: White powder coat paint.

Anchors: Heavy duty steel masonry anchors welded to frame at factory.

Locks: See page 2 and 3 for lock and prep options. When door size requires additional anchoring to frame, Torx security screws will be used in addition to the lock selected.

Sizes: Minimum Size 8" x 8" (20.3 x 20.3 cm)

Maximum Size Wall: 48" x 48" (121.9 x 121.9 cm) or other dimensions up to 1296 in² (32.9 cm²).

Maximum Size Ceiling: 24" x 24" (71.1 x 71.1 cm)


Order Size = Door Size

Wall Opening = Order Size Plus 3/4"

WALL AND CEILING SIZES: MODEL HSP						
A - DOOR SIZE W X H	B - OUTSIDE FRAME DIMENSION lb/mm		C - WALL OPENING lb/mm		SHIP WT APPROX lb/kg	LOCK
	Inches (mm)	WIDTH	HEIGHT	WIDTH		
08 x 08 (203 x 203)	12 (305)	12 (305)	8 ¾ (222)	8 ¾ (222)	20 (9)	1
10 x 10 (254 x 254)	14 (356)	14 (356)	10 ¾ (273)	10 ¾ (273)	25 (11)	1
12 x 12 (305 x 305)	16 (406)	16 (406)	12 ¾ (324)	12 ¾ (324)	30 (14)	1
14 x 14 (356 x 356)	18 (457)	18 (457)	14 ¾ (375)	14 ¾ (375)	36 (16)	1
16 x 16 (406 x 406)	20 (508)	20 (508)	16 ¾ (425)	16 ¾ (425)	40 (18)	1
18 x 18 (457 x 457)	22 (559)	22 (559)	18 ¾ (476)	18 ¾ (476)	47 (21)	1
24 x 24 (610 x 610)	28 (711)	28 (711)	24 ¾ (629)	24 ¾ (629)	65 (29)	1 lock, 2 security screws
WALL ONLY SIZES						
24 x 36 (610 x 914)	28 (711)	40 (1016)	24¾ (629)	36¾ (933)	90 (41)	1 lock, 6 security screws
24 x 48 (610 x 1219)	28 (711)	52 (1321)	24¾ (629)	48¾ (1238)	112 (51)	1 lock, 6 security screws



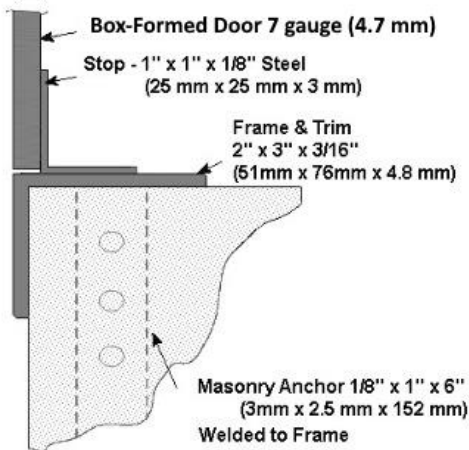
9HSP-1616DSPI-25G


 JL INDUSTRIES 9702 Newton Av S. Bloomington, MN 55431	800-554-6077 sales@activarcpg.com www.activarcpg.com Many Locations Nationwide	Distributor:	Quantity:
		Contractor:	Approved By:
		Model #:	Architect:
		Project:	Date:

Example: 9HSP-0808MDP-03W

QTY	Material	- Width x Height -		Lock Type	Powder Coat Paint Color
<input type="checkbox"/>	9HSP Steel 7 ga	<input type="checkbox"/>	8" 8"	MCP	<input type="checkbox"/> W White Powder Coat (Std)
<input type="checkbox"/>	9HSPS 304 Stainless #4, 7 ga	<input type="checkbox"/>	10" 10"	MCP-02 Mortise Cam Latch	<input type="checkbox"/> Other Powder Coat
		<input type="checkbox"/>	12" 12"		Color Code
		<input type="checkbox"/>	14" 14"	MDP	
		<input type="checkbox"/>	16" 16"	MDP-03 Mortise Deadbolt	
		<input type="checkbox"/>	18" 18"	MDP-07	
		<input type="checkbox"/>	24" 24"		
		<input type="checkbox"/>	24" 36"	DSPP	
		<input type="checkbox"/>	24" 48"	DSPI-25 Detention Slam Lock	
		<input type="checkbox"/>			
				DDPP	
				DDPI-17 Detention Deadbolt	
				MLPP	
				MLPI-19 Mogul Detention Deadbolt	

CONSTRUCTION DETAIL





MORTISE CAM LATCH

MCP: Prepped for mortise cylinder lock by others. Lock specifications: 1-1/8" Dia x 1-1/4" long mortise cylinder with standard cam. Cylinders by others require threaded locknut ring.

MCP-02: Includes installed mortise cylinder Kaba Ilco 7205SC1, 1-1/8" Dia x 1-1/4" long mortise cylinder with standard cam (PN: 06431), 2 keys (PN: 06431-KEY) and lock nut ring (PN: 0646).




MORTISE DEADBOLT

MDP: Prepped for mortise deadbolt cylinder lock by others. Lock specifications: 1-1/8" Dia x 1-1/4" long mortise cylinder with Adams Rite cam. Longer lengths require adjustable lock collar (PN: SL-ALC).

MDP-03: Includes installed Kaba Ilco 7205SC2, 1-1/8" x 1-1/4" long mortise cylinder with Adams Rite cam (PN: 06441) and includes 2 keys (PN: 06431-KEY).

MDP-07: Includes installed temporary construction core mortise deadbolt cylinder Best 1E74C181RP3626, 1-1/8" Dia x 1-1/4" long mortise cylinder with C181 Adam Rite cam (PN: SL-1E74). Operation key (PN: 040004) & control key (PN: 040005) to remove the construction core ordered separately.



DETENTION SLAM LOCK

DSPP: Prepped for detention slam lock by others. Lock specifications: Airteq 5017. Detention slam locks from other manufacturers require custom lock prep.

DSPI-25: Includes installed Airteq 5017 medium security for slam-locking with stainless steel latchbolt 1" x 7/16" bolt throw (PN: DDI-5017). Keys sold separately (PN: DDK-5017).



DETENTION DEADBOLT

DDPP: Prepped for detention deadbolt lock by others. Lock specifications: Airteq 5010. This mounting also accommodates Southern Folger 1010A. Detention deadbolts from other manufacturers may require custom lock prep.

DDPI-17: Includes installed Airteq 5010, medium security deadbolt, with zinc plated steel bolt 1-1/2" x 3/4" and 5/8" bolt throw (PN: DDI-5010). Keys sold separately (PN: DDK-5010).



DETENTION DEADBOLT MOGUL LOCK

MLPP: Prepped for detention deadbolt with mogul key cylinder by others. Lock specifications: Airteq 5010M. Detention mogul locks from other manufacturers may require custom lock prep.

MLPI-19: Includes installed Airteq 5010M medium security deadbolt with mogul key cylinder, zinc plated steel bolt 1-1/2" x 1/2" and 5/8" throw (PN: DDI-5010M). Includes 2 keys (PN: DDK-5010M).

It is the responsibility of the customer to communicate specifications and product performance requirements that are needed for their application. This document is intended to convey potential product configurations and offerings. It is not to be used to imply or represent a specification or rating, of finished products shipped. Detailed, specific submittals can be created upon request. It is the responsibility of the customer to specify product accordingly to comply with local laws, codes, and ordinances.