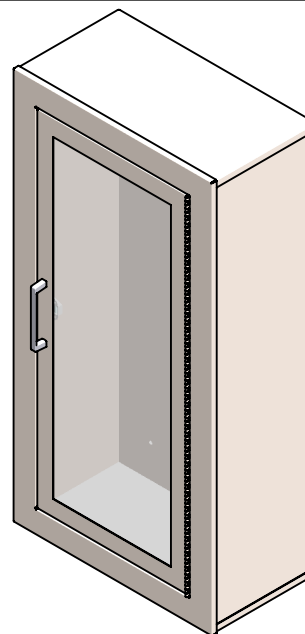
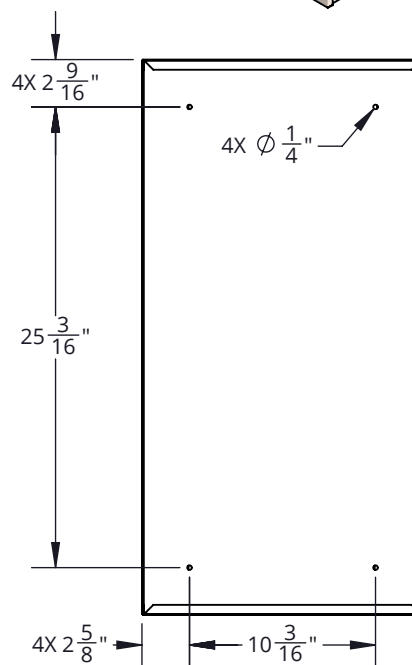
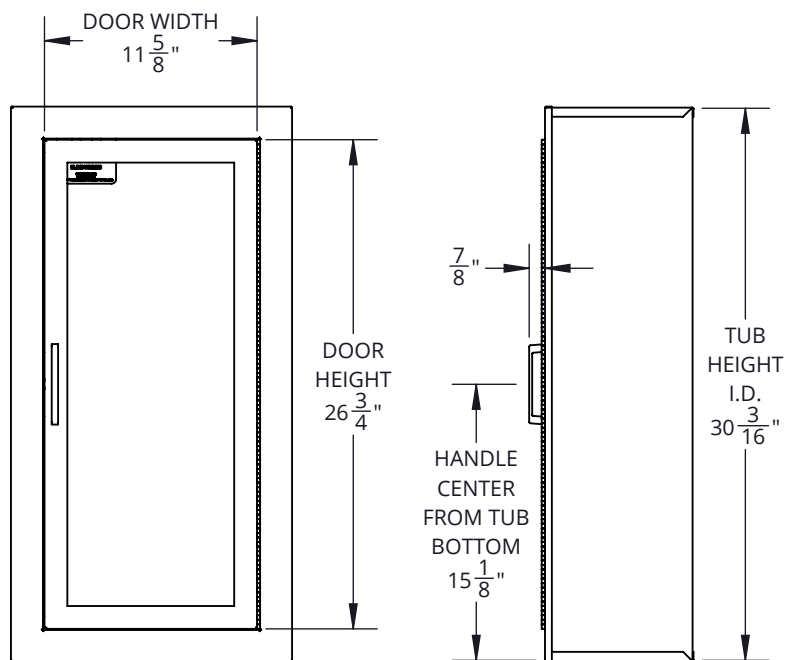
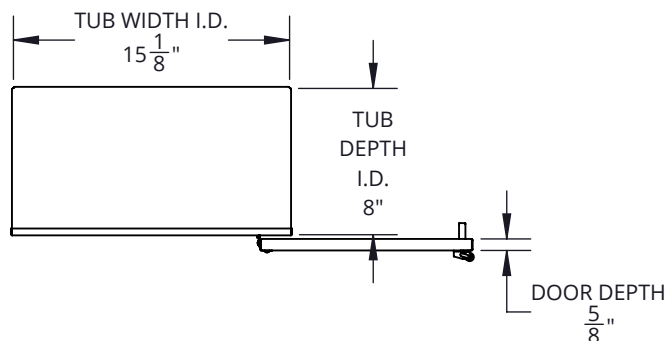


**Architectural Series, Fire Protection Cabinet, Cosmopolitan - C2033F10**  
**FE CABINET, COSMOPOLITAN, SURF MT, FULL VIEW, CLR ACR, ALL SS#4, 20 TUB**



**SPECIFICATIONS:**

**Tub Material:** 20 gauge stainless steel

**Trim Material & Style:** 20 gauge stainless steel, surface mount square edge

**Door Material & Style:** 20 gauge stainless steel, full view

**Glazing:** 0.090" clear acrylic (10" x 25-3/4")

**Finish:** #4 satin door, trim, and tub

**Hinge:** Continuous hinge opens door 180 degrees, 20 gauge stainless steel

**Hardware:** Zinc plated pull handle, roller catch, glass clips & screws

**Mounting Pattern:** 1/4" holes, 10-3/16" x 25-3/16"

**Fire Rating:** Not rated

**ADA Compliant:** Not compliant

**Compatible Extinguisher:** Any Cosmic, Any Galaxy, Any Mercury, Any Saturn, Grenadier P, Sentinel 5lb.-10lb., Nebula 270

**MODEL # BREAKDOWN:**

C — Product Line: Fire protection, cabinet

— Tub Material: SS

20 — Tub Size: 15-3/16" x 30-3/16" x 8"

3 — Tub, Trim, and Door Material: SS, #4 satin finish

3 — Trim Style: Surface mount square edge

F — Door Style: Full view, pull handle, roller catch

10 — Door Glazing: 0.090" clear acrylic

— Color: All unpainted

**REPLACEMENT PARTS:**

Tub: TUB-2033C

Door: D-203F

Glazing: G20F10

Hardware Pack: HPFPUS

**MODEL #: C2033F10**



9702 Newton Ave S. Bloomington, MN 55431 | Many Locations Nationwide

800-554-6077

sales@activarcpg.com

www.activarcpg.com

Distributor:

Contractor:

Date:

Scale: 1:10.5

Quantity:

Pages: 1 OF 1

Project:

Approved By:

Architect:

Drawing #:

C2033F10-SUBMITTAL