

ENTRANCE GRATE - Activ-Grate™ EG900 Series with EFRA9 Frame - Aluminum Grate with Recessed Aluminum Angle Frame

SPECIFICATIONS:

Rigid Aluminium Entrance Grate

Rail Material: 6063-T5 extruded aluminum alloy.

Frame Material: 6063-T6 extruded aluminum alloy.

Depth: 1-3/4" (44.5 mm)

Standard Finish: Mill.

Tread Spacing: 1-1/2" (38.1 mm) on center with 6 treads per foot in the direction of travel.

Spacing Between Rails: Heelproof spacing of 1/8"

Rolling Wheel Load Rating: 400 lbs

NOTE:

Verify traffic direction - traffic to run perpendicular to rails.

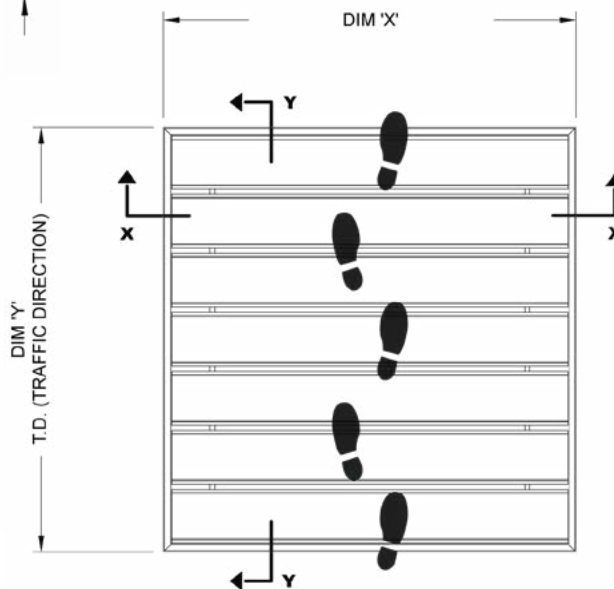
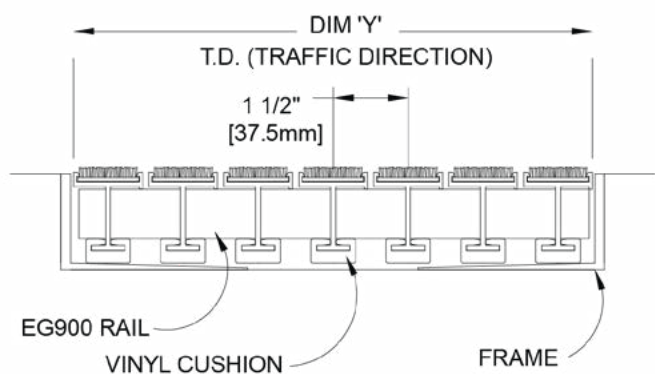
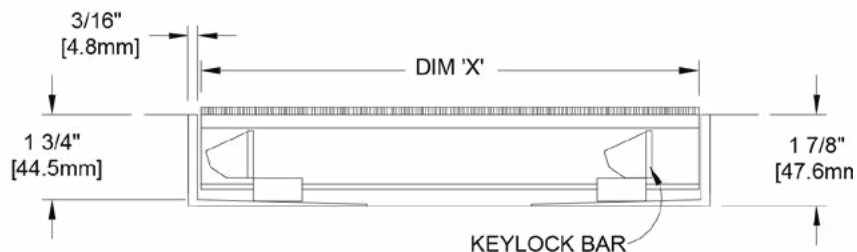
Maximum single section size not to exceed 12'-0" (3.66m) in width (dim "x") or 36 sq. ft.

If multiple sections, verify sectioning does not occur in traffic path.

Spacer bar will be added if inside frame dimension of length (dim "y") is not divisible by 1.5'.

Mat dimensions allow for clearance between mat section(s) and frame(s) in width (dim "x").

Additional product information including installation instructions may be found on our website.



ACTIV-GRATE 900 SERIES INSERTS



QTY	LOCATION	DIMENSION "X" <small>Width</small>	DIMENSION "Y" <small>Length</small>	FINISH	TREAD OPTIONS	TREAD COLOR	NOTES



800-554-6077
 sales@activarcpg.com
 www.activarcpg.com

9702 Newton Ave S. Bloomington, MN 55431 | Many Locations Nationwide

Distributor:	Project:
Contractor:	Approved By:
Date:	Architect:
Scale: N/A	Pages: 1 of 1
Item #:	