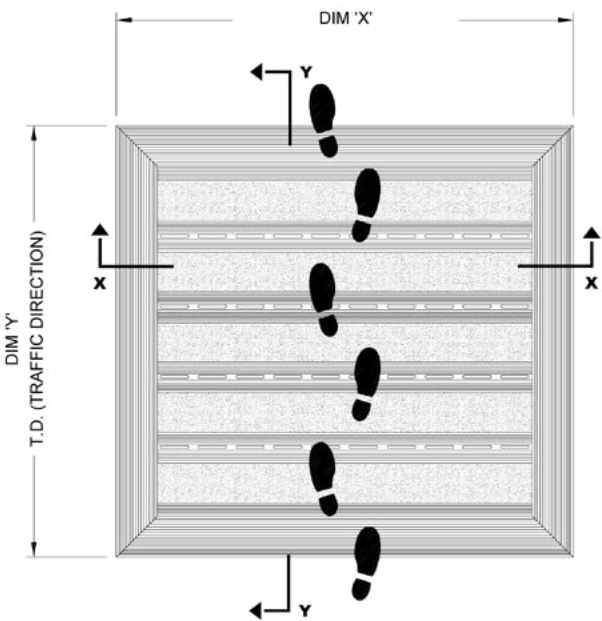
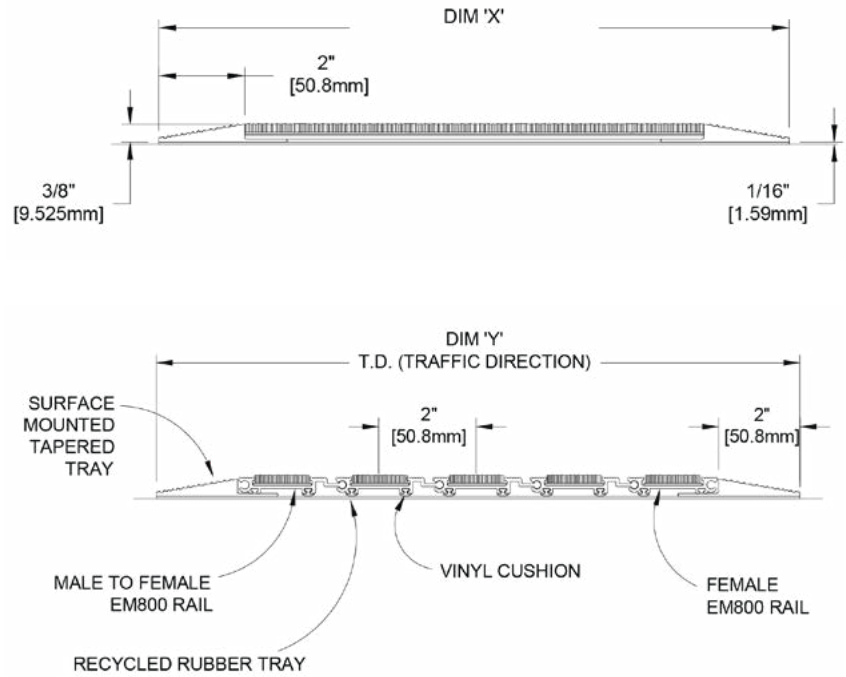


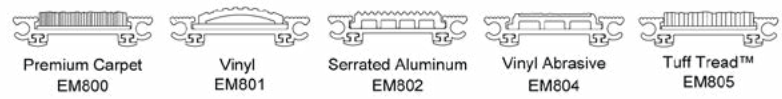
ENTRANCE MAT - Activ-Mat™ EM800 Series with EFST8 Frame - Aluminum Mat with Surface Mount Vinyl Frame & Rubber Tray **SPECIFICATIONS:**

Aluminium Roll-Up Entrance Mat with Aluminum Hinges
 Rail Material: 6063-T6 extruded aluminum alloy.
 Frame Material: Vinyl tapered frame with integral recycled rubber tray.
 Depth: 3/8" (9.5 mm).
 Frame Width: 2" (50.8mm)
 Standard Finish: Mill.
 Tread Spacing: 2" (50.8 mm) on center with 6 treads per foot in the direction of travel.
 Spacing Between Rails: Heelproof spacing of 3/16".
 Rolling Wheel Load Rating: 350 lbs



NOTE:
 Verify traffic direction - traffic to run perpendicular to rails.
 Maximum single section size not to exceed 12'-0" (3.66m) in width (dim "x") or 100 sq. ft.
 If multiple sections, verify sectioning does not occur in traffic path. .
 Mat dimensions allow for clearance between mat section(s) and frame(s) in width (dim "x").
 Additional product information including installation instructions may be found on our website.

ACTIV-MAT 800 SERIES INSERTS



QTY	LOCATION	DIMENSION "X" Width	DIMENSION "Y" Length	FINISH	TREAD OPTIONS	TREAD COLOR	NOTES



800-554-6077
 sales@activarcpg.com
 www.activarcpg.com

9702 Newton Ave S. Bloomington, MN 55431 | Many Locations Nationwide

Distributor:	Project:
Contractor:	Approved By:
Date:	Architect:
Scale: N/A	Pages: 1 of 1
Item #:	