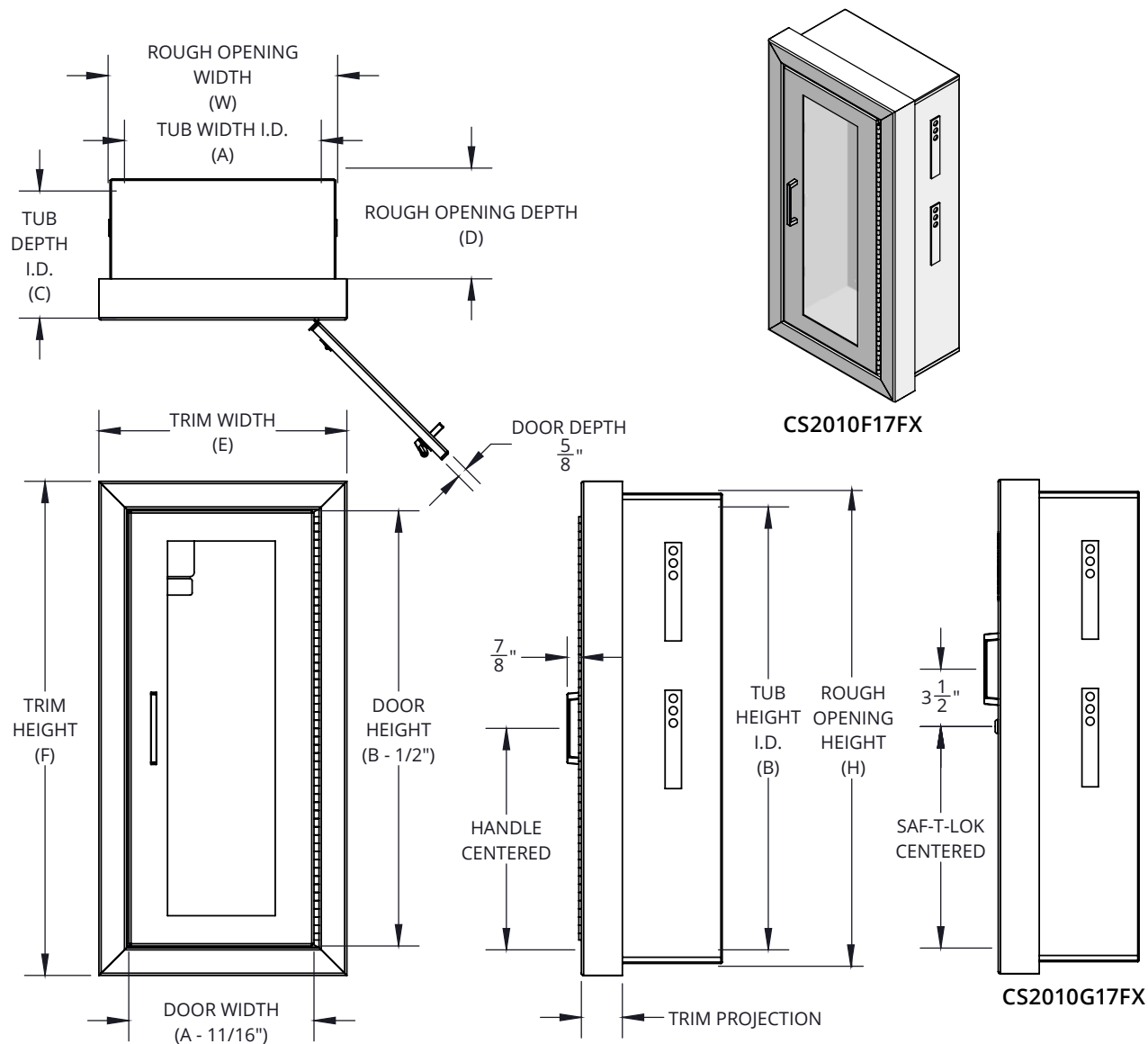


FIRE PROTECTION CABINET - SPECIALTY: SCHOOL FIRE-FX™ SERIES - Steel

As a leader in the industry, JL Industries offers heavy duty, durable school cabinets for fire extinguishers where rough duty applications apply. Available with a wide variety of options and accessories, this cabinet will meet your project needs.



SPECIFICATIONS:

Tub Material & Finish: 16 gauge cold rolled steel (CRS), with masonry anchors, white powder coat

Trim Material & Finish: 12 gauge cold rolled steel (CRS), with white powder coat

Door Material & Finish: 12 gauge cold rolled steel; white powder coat

Glazing: 1/8" clear tempered

Insulation: An inner tub of the same material and finish as the frame surrounded by fire-resistant material

Hinge: Heavy duty continuous hinge, zinc-plated steel, opens to 180°

Hardware: Zinc plated pull handle with roller catch or cylinder Saf-T-Lok™

ADA Compliance: Cabinet cannot protrude more than 4" and the handle cannot be mounted more than 48" above finished floor. Surface-mount does not comply with ADA.

FIRE-RATINGS:

Intertek listed and labeled as an approved membrane penetration firestop system for up to 2 hours in accordance with ASTM-E814 when properly installed in a wall assembly according to installation instructions. The installation of this fire-rated cabinet which lacks a cabinet door or a condition in which the door is left ajar, will void the fire rating.

OPTIONS:

Door: Full, vertical duo, solid, horizontal

Glazing: .090" clear acrylic, 1/4" clear wire glass, 1/8" bronze acrylic, 1/8" gray acrylic, 1/4" clear laminated safety glass

Handles: Recessed handle

Alarms: Commander alarm, Brigadier alarm, Strobe alarm

Finish: Red, black, other powder coat colors

Lettering: Silkscreen, engraving, etching

ADDITIONAL ACCESSORIES (sold separately)

Die cuts, decals, plastic signs

See supplemental submittals for more information on various options and accessories.

Interpretation of fire and building codes may vary. Consult with the local authority having jurisdiction (AHJ) to determine appropriate standards.



JL INDUSTRIES

7902 Newton Avenue S, Bloomington, MN 55431

800-554-6077

sales@activarcpg.com

www.activarcpg.com

Distributor:

Contractor:

Date:

Scale: N/A

Page 1 of 2

Project:

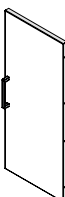
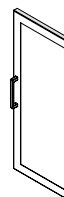
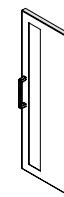
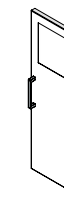


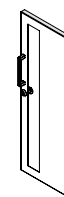
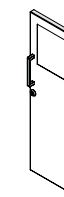

Approved By:

Architect:

Item#:

QTY	MODEL & TRIM		ADA	TUB I. D.			TRIM O. D.		WALL ROUGH OPENING*			WT	COMPATIBLE FIRE EXTINGUISHERS
	MODEL	TRIM PROJECTION	≤4"	WIDTH (A)	HEIGHT (B)	DEPTH (C)	WIDTH (E)	HEIGHT (F)	WIDTH (W)	HEIGHT (H)	DEPTH (D)	LBS	
	CS2015	1/8" flat square	✓	12"	27"	7-¾"	15"	30"	14"	29"	8-¾"	54	Any Cosmic, Galaxy, Mercury, Saturn & Grenadier P, Sentinel 5-10
	CS2017	2-½" square	✓	12"	27"	7-¾"	15"	30"	14"	29"	6-½"	56	

Fire-rated specific wall opening

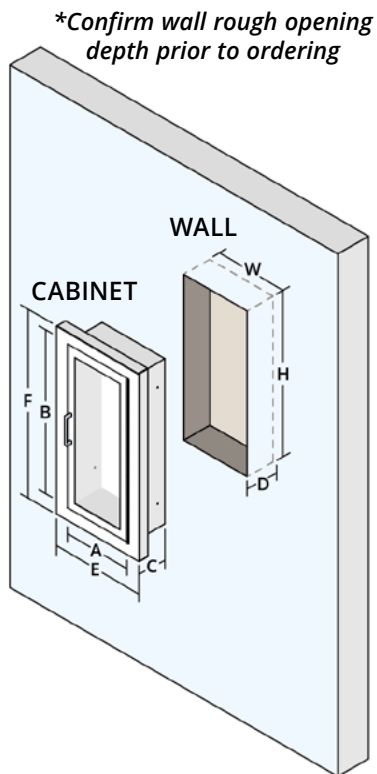
	SOLID	FULL VIEW	VERTICAL DUO	HORIZONTAL DUO
STANDARD PULL	S21	F	V	D
				
STANDARD PULL & SAF-T-LOK	L22	G	W	E
				
NO HANDLE & SAF-T-LOK	L24			
				

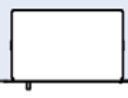

DOOR/LATCH STYLE			GLAZING/DOOR TYPE		
MODEL	DESCRIPTION		MODEL	DESCRIPTION	
F	Full view		10	.09" Clear acrylic	
G	Full view w/ Saf-T-Lok™		13	1/4" Clear wired glass	
D	Horizontal duo		15	1/8" Bronze acrylic	
E	Horizontal duo w/ Saf-T-Lok™		16	1/8" Gray acrylic	
V	Vertical duo		17	1/8" Clear tempered glass	
W	Vertical duo w/ Saf-T-Lok™		18	1/4" Clear safety glass	
B	Small view window w/ Saf-T-Lok™		21	No glazing, no lock w/ pull (S21 only)	
S	Solid		22	No glazing, Saf-T-Lok™ w/ pull (L22 only)	
L	Solid w/ Saf-T-Lok™		24	No glazing, Saf-T-Lok™ and no pull (L24 only)	

OPTIONS HANDLE/LATCH (installed at an additional cost)			ALARM OPTIONS (installed at an additional cost)	
MODEL	DESCRIPTION		MODEL	DESCRIPTION
A	Recessed handle		CA	Commander
LH	Lever handle (not avail. with Saf-T-Lok™)		BA	Brigadier
MC	Magnetic latch (replaces roller catch)		SA	Strobe

FINISH OPTIONS			CUSTOM LETTERING OPTIONS (when manufactured at additional cost)	
MODEL	DESCRIPTION		MODEL	DESCRIPTION
BK	Black		SS	Silkscreen
R	Red		ET	Etching on glass
	COLOR - OTHER (please specify)		EN	Engraving on metal
Door/Trim/Tub			LETTERING - OTHER (please specify)	
Must be same finish color for door, trim, tub			Other	

Refer to supplemental submittal for more options



TRIM STYLE & PROJECTION	
RECESSED	SEMI-RECESSED
5	0
	
3/8" Flat Square	2-½" Square

HANDLE/LATCH OPTIONS (sold separately)

QTY	MODEL	DESCRIPTION
	PUF	Futura "FIRE" Mill
	PUFR	Futura "FIRE" Red
	PUFW	Futura "FIRE" White
	PUCH	Chrome pull handle

PLASTIC SIGNS (sold separately)

QTY	MODEL	DESCRIPTION
	22S	FE, 3D ANGLE, 4" x 12"
	23S	FE, 3D TENT, 4" x 18"
	24S	FE, 3D TENT, 5" x 6"
	25S	FE, FLUSH, 4" x 12"

LETTERING (sold separately)

QTY	MODEL	"FIRE EXTINGUISHER" DESCRIPTION
	LDCVRFE	DIE CUT, VERT, RED, 3/4" x 18"
	LDCVBFE	DIE CUT, VERT, BLACK, 3/4" x 18"
	LDVRFE	DECAL, VERT, RED, 3/4" x 18"
	LDCVRFE-ESM-A	DIE CUT, VERT, RED, (fits 81 tub), 3/4" x 14"
	LDCHRFE-2	DIE CUT, HORZ, RED, 2" HIGH, 4-½" x 21"
	Other	

It is the responsibility of the customer to communicate specifications and product performance requirements that are needed for their application. This document is intended to convey potential product configurations and offerings. It is not to be used to imply or represent a specification or rating of finished products shipped. Detailed, specific submittals can be created upon request. It is the responsibility of the customer to specify product accordingly to comply with local laws, codes, and ordinances.