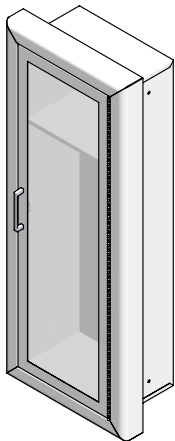
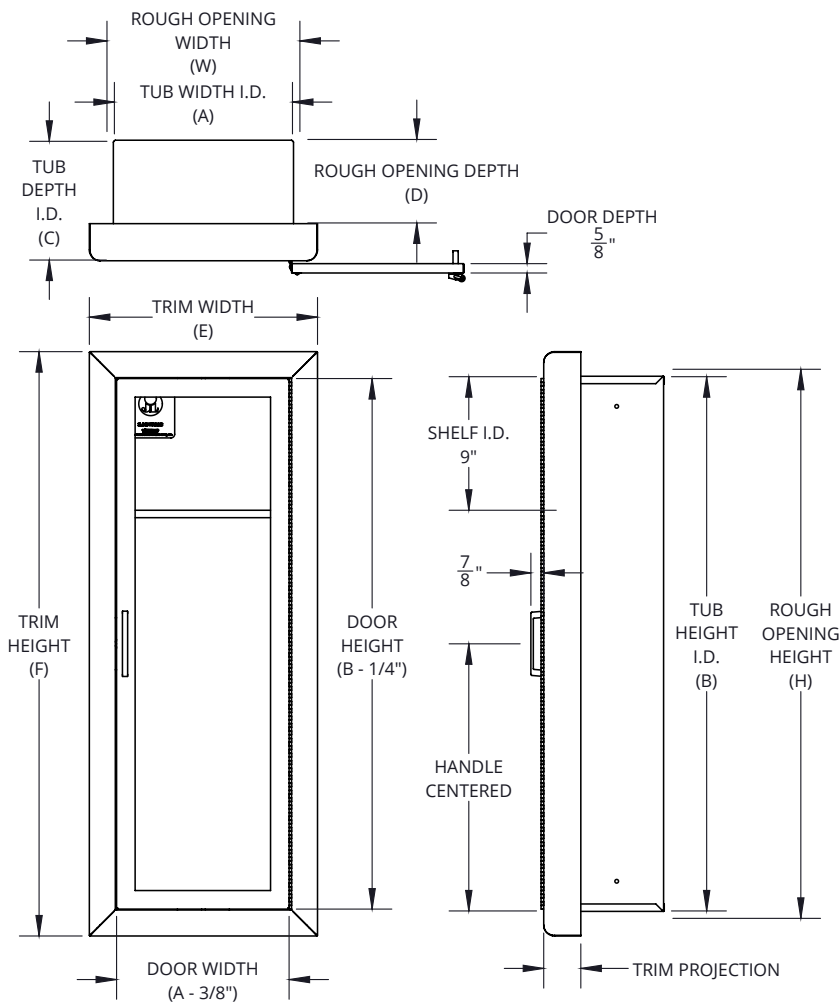
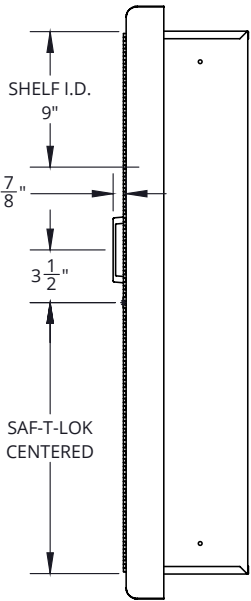


FIRE PROTECTION, BLANKET & EXTINGUISHER CABINETS, ARCHITECTURAL: ROYAL™ SERIES

JL Industries offers a cabinet that is designed to hold a fire extinguisher and a fire blanket: The Royal series. Available with a wide variety of options and accessories, this cabinet will meet all your project needs.



C3617F10



C3617G10

SPECIFICATIONS:

**Tub Material and Finish:**

Recessed & semi-recessed: Steel white powder coat  
Surface mount: Same material as door & trim

**Trim Material & Finish:** Steel, white powder coat

**Trim Projection:**  $\frac{3}{8}$ " flat square,  $1\frac{1}{4}$ " or  $1\frac{1}{2}$ " square,  $2\frac{1}{2}$ " or 3" rolled, 4" rolled w/ rec hndl,  $4\frac{1}{2}$ " rolled, surface-mount square

**Door Material & Finish:** Steel white powder coat

**Door Style:** Full view

**Glazing:** .090" Clear acrylic

**Hinge:** Continuous hinge, opens to 180°

**Hardware:** Zinc plated pull handle with roller catch or cylinder Saf-T-Lok™

**Blanket:** 62" x 80" x 2.75 lb., processed 70% wool/30% synthetic fire blanket that meet the Code of Federal Regulation 16 CFR Part 1610 Standard for Flammability of Clothing Textiles

**ADA Compliance:** Cabinet cannot protrude more than 4" and the handle cannot be mounted more than 48" above finished floor. Surface-mount and  $4\frac{1}{2}$ " trim style do not comply with ADA.

**OPTIONS:**

**Tub:** Aluminum, stainless steel #4

**Trim & Door Material:** Aluminum clear anodized, 304 stainless steel #4, bronze US10, brass US3

**Door Style:** Vertical duo, solid, horizontal duo

**Glazing:**  $\frac{1}{8}$ " clear tempered,  $\frac{1}{4}$ " clear wired glass,  $\frac{1}{8}$ " bronze acrylic,  $\frac{1}{8}$ " gray acrylic,  $\frac{1}{4}$ " clear laminated safety glass

**Handles:** Recessed handle, magnetic catch (steel only)

**Alarms:** Commander alarm, brigadier alarm, strobe alarm

**Material:**

Steel: Satin chrome, galvalume

Stainless steel: #6 Satin, #7 polished, #8 mirror

**Finish:** Red, black, other powder coat colors

**Lettering:** Silkscreen, engraving, etching

**ADDITIONAL ACCESSORIES (sold separately)**

Die cuts, decals, plastic signs

See supplemental submittals for more information on various options and accessories.

**ADA CABINET MOUNTING HEIGHT:**

Standard pull on G, E, W, L22 and B door styles with Saf-T-Lok are  $3\frac{1}{2}$ " higher than door center, so allow for that when mounting cabinet.

Standard pull with no lock or flush pull are centered on door.

Interpretation of fire and building codes may vary. Consult with the local authority having jurisdiction (AHJ) to determine appropriate standards.



**JL INDUSTRIES**

9702 Newton Avenue S, Bloomington, MN 55431

800-554-6077

sales@activarcpg.com

www.activarcpg.com

Distributor:

Contractor:

Date:

Scale: N/A

Page 1 of 3

Project:

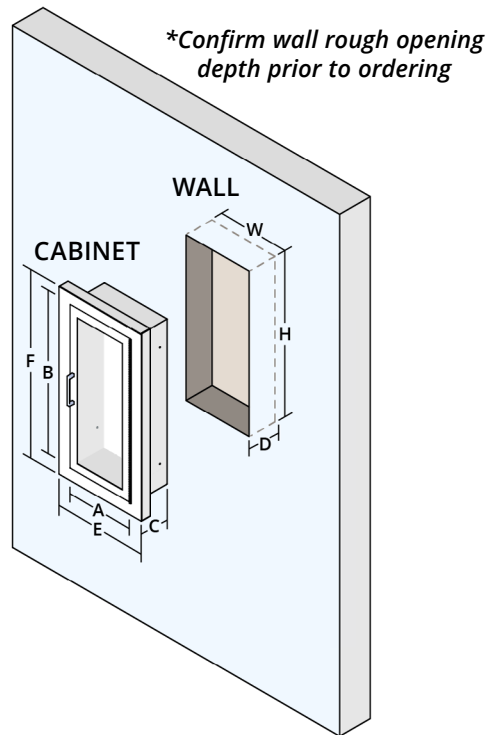
Approved By:

Architect:

Item#:

QTY & MODEL			TRIM PROJECTION	ADA	TUB I. D.			TRIM O. D.		WALL ROUGH OPENING*			WT	COMPATIBLE FIRE EXTINGUISHERS
STEEL	ALUMINUM	STAINLESS STEEL		≤4"	WIDTH (A)	HEIGHT (B)	DEPTH (C)	WIDTH (E)	HEIGHT (F)	WIDTH (W)	HEIGHT (H)	DEPTH (D)	LBS	
C3615	C3625	C3635	3/8" flat square	✓	12"	36"	8"	15-3/8"	39-3/8"	13"	37"	7-7/8"	34	Any Cosmic & Galaxy Mercury, Saturn or Grenadier, Sentinel 5lb - 15lb, Nebula 270
C3616	C3626	C3636	1-1/4" square	✓	12"	36"	8"	15-3/8"	39-3/8"	13"	37"	6-7/8"	34	
C3617	C3627+	C3637	2-1/2" rolled	✓	12"	36"	8"	15-3/8"	39-3/8"	13"	37"	5-5/8"++	35	
C3612	C3622+	C3632	4" rolled with rec hndl	✓	12"	36"	8"	15-3/8"	39-3/8"	13"	37"	4-3/8"++	36	
C3618	C3628+	C3638	4-1/2" rolled		12"	36"	8"	15-3/8"	39-3/8"	13"	37"	3-5/8"++	37	
C3613	C3623	C3633	surface-mount square		15-1/8"	39-3/16"	8-1/2"	15-3/8"	39-3/8"	-	-	-	38	

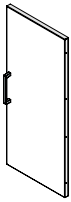
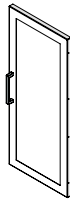
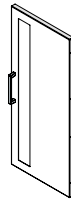
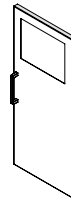
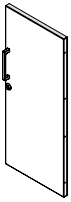


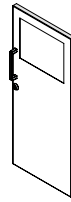

+ Add 5/8" to wall depth for cabinet with aluminum frame



SQUARE TRIM STYLE & PROJECTION		
RECESSED	SEMI-RECESSED	SURFACE-MOUNT
5	6	3
3/8" Flat Square	1-1/4" Square	5-1/2" to 8-1/2" Square

ROLLED TRIM STYLE & PROJECTION		
SEMI-RECESSED		
7	2	8
2-1/2" Rolled	4" Rolled w/ Rec. Hndl	4-1/2" Rolled

FIRE PROTECTION, BLANKET & EXTINGUISHER CABINETS, ARCHITECTURAL: ROYAL™ SERIES

	SOLID	FULL VIEW	VERTICAL DUO	HORIZONTAL DUO
STANDARD PULL	S21	F	V	D
				
STANDARD PULL & SAF-T-LOK	L22	G	W	E
				
NO HANDLE & SAF-T-LOK	L24			
				

DOOR STYLE			GLAZING/DOOR TYPE	
MODEL	DESCRIPTION		MODEL	DESCRIPTION
F	Full view		10	.09" Clear acrylic
G	Full view SAF-T-LOK™		13	1/4" Clear wired glass
D	Horizontal duo		15	1/8" Bronze acrylic
E	Horizontal duo w SAF-T-LOK™		16	1/8" Gray acrylic
A	Center duo panel w SAF-T-LOK™		17	1/8" Clear tempered
V	Vertical duo		18	1/4" Clear safety glass
W	Vertical duo w SAF-T-LOK™		21	No glazing, no lock w pull (S21 only)
B	Small view window w SAF-T-LOK™		22	No glazing w SAF-T-LOK™ w pull (L22 only)
S	Solid (no glazing)		24	No glazing w SAF-T-LOK™ and no pull (L24 only)
L	Solid (no glazing) w SAF-T-LOK™			

HANDLE OPTIONS (installed at an additional cost)			ALARM OPTIONS (installed at an additional cost)	
MODEL	DESCRIPTION		MODEL	DESCRIPTION
A	Recessed handle		CA	Commander
LH	Lever Handle (N/A w cylinder lock)		BA	Brigadier
MC	Magnetic catch (steel only) (replaces roller catch)		SA	Strobe
FM	Futura "FIRE" Mill			
FR	Futura "FIRE" Red			
FW	Futura "FIRE" White			

COLOR OPTIONS (STEEL ONLY)			FINISH OPTIONS (when manufactured at additional cost)	
	MODEL	DESCRIPTION	MODEL	DESCRIPTION
	BK	Black	STEEL	
	R	Red	F26D	Satin chrome (N/A on surface mounted)
	COLOR - OTHER (please specify)		STAINLESS STEEL	
Door			F6	#6 SS Finish
Trim			F7	#7 SS Finish
Tub			F8	#8 SS Finish

Refer to supplemental submittal for more options

HANDLE/LATCH OPTIONS (sold separately)

QTY	MODEL	DESCRIPTION
	PUF	Futura "FIRE" Mill
	PUFR	Futura "FIRE" Red
	PUFW	Futura "FIRE" White
	PUCH	Chrome pull handle

PLASTIC SIGNS (sold separately)

QTY	MODEL	DESCRIPTION
	22S	FE, 3D ANGLE, 4" x 12"
	23S	FE, 3D TENT, 4" x 18"
	24S	FE, 3D TENT, 5" x 6"
	25S	FE, FLUSH, 4" x 12"

LETTERING (sold separately)

QTY	MODEL	"FIRE EXTINGUISHER" DESCRIPTION
	SS	Silk screening SS01 = SS-FELVR: Silk screen, fire extinguisher, vertical, red
	ET	Etching ET01 = ET-FELVR: Etching, fire extinguisher, vertical, red
	EN	Engraving EN01 = EN-FELVR: Engraving, fire-extinguisher, vertical, red
	Other	

Refer to supplemental submittal for more options

Refer to supplemental submittals for information on more options and accessories.

It is the responsibility of the customer to communicate specifications and product performance requirements that are needed for their application. This document is intended to convey potential product configurations and offerings. It is not to be used to imply or represent a specification or rating of finished products shipped. Detailed, specific submittals can be created upon request. It is the responsibility of the customer to specify product accordingly to comply with local laws, codes, and ordinances.