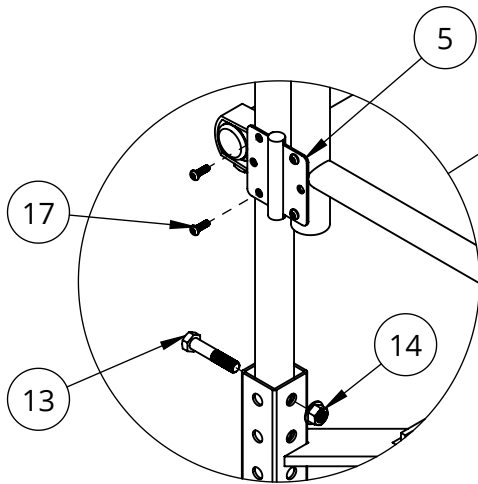
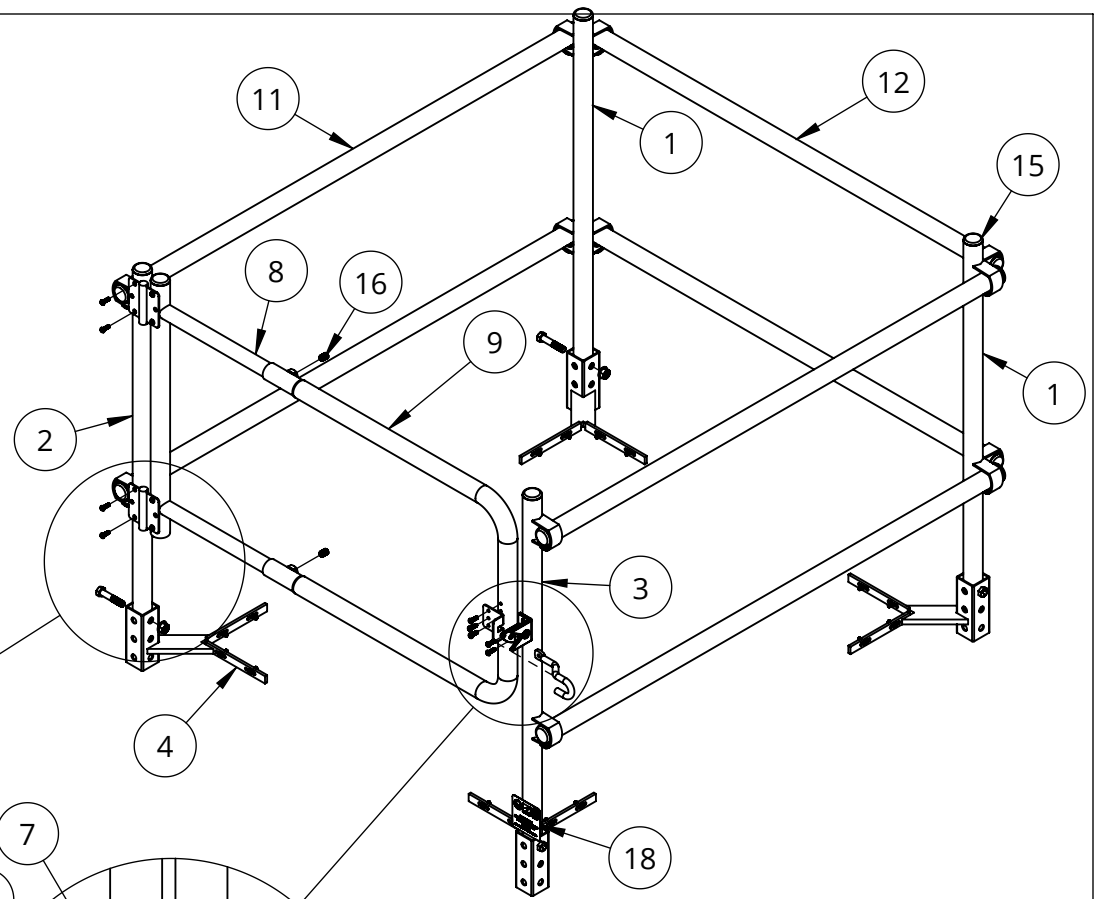
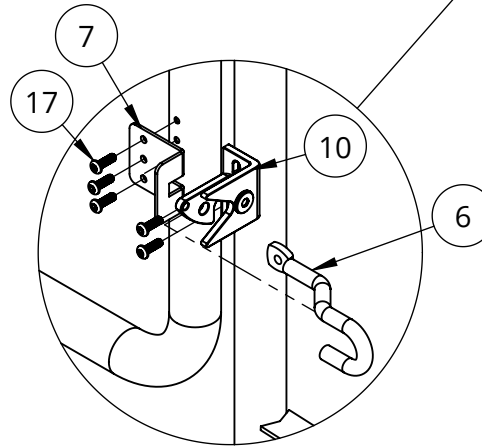


ITEM NO.	PART NUMBER	DESCRIPTION	QTY.
1	42845	POST, 4 LOOP ASSEMBLY	2
2	42849	POST, 2 LOOP ASSEMBLY HINGE SIDE	1
3	42852	POST, 2 LOOP ASSEMBLY LATCH SIDE	1
4	43227	CORNER MOUNT, ASSEMBLY, BOLT ON	4
5	42863	HINGE, SPRING LOADED, 3-1/2"	2
6	42864	LATCH PIN, BENT, RIGHT HAND REVERSE	1
7	42865	BRACKET, GATE LATCH	1
8	43270	GATE, HINGE SIDE ASSEMBLY, SIZE 30"-48"	1
9	42860	GATE, LATCH SIDE ASSEMBLY	1
10	42866	LATCH CATCH	1
11	RS-PSX53C	RAILING, 53-1/2"	4
12	RS-PSX47C	RAILING, 47-1/2"	2
13	1FSSE-XHH-0C1302C-PT	BOLT, 1/2"-13 X 2-1/2", PARTIAL THRD	4
14	1FNE-XHFH-0C13	FLANGE NUT, 1/2"-13	4
15	11P162	1-5/8" PLASTIC ROUND INSERT	17
16	1FSS8-HZ-0C130D	SET SCREW, 1/2"-13	14
17	1246	SCREW ROUND HEAD TORX 1/4-20X3/4 STEEL	29
18	JLMXDR-DECAL	DECAL "JL / MAXAM / DUR-RED" FOR ALL	1



DETAIL A
SCALE 1 : 8



DETAIL B
SCALE 1 : 6

MODEL #: RSHWB-1LY-TB



800-554-6077
 sales@activarcpg.com
 www.activarcpg.com

Distributor:	Project:
Contractor:	Approved By:
Date:	Architect:
Scale: 1:16	Pages: 2 OF 2
Drawing #:	RSHWB-1LY-TB-SUBMITTAL

CANADA ONLY: 604-433-4243 info@maxammetal.com maxammetal.com