

SUBMITTAL: CROWNLINE™ VALVE & HOSE CABINETS - TRIMLESS FIRE-FX™ ALUMINUM

Fire-Rated Crownline Cabinets Provide A Wide Selection of Door Styles, Glazing and Sizes. These Durable Cabinets are Designed to Industry Standards for Fire Department Valves, Fire Hose Rack Units and Extinguishers. The Trimless Version is Designed to be Installed Under the Drywall, for a Flush Finished Surface.

Door: Clear anodized aluminum. 1-3/4" Trim on door. These flush cabinet doors are mounted in a 5/8" stop, attached by a continuous hinge and are equipped with zinc-plated handle and roller catch for all non-locking doors. Theft-deterrent SAF-T-LOK™ also available. Trim on models with glazing is 1-1/2".

Flange Style & Depth: Trimless Recessed for 5/8" depth drywall or 3/4" depth plaster. First layer of drywall is to be installed before cabinet, second layer over flange after cabinet is installed. All trimless models meet the ADA projection requirement.

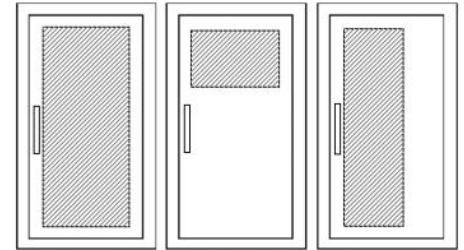
Tub: The tub is constructed of cold rolled steel with white powder-coat finish standard. Tub forms a flange which is installed before drywall or plaster material. Fire-resistant material is attached to the exterior of the tub. **Knockouts:** Knockouts are not provided on Fire-Rated Cabinets. Instructions for Knockouts in the field are provided, and must be strictly adhered to, to maintain fire rating.

Fire Rating: Fire-FX2™ cabinets are UL listed and labeled as an approved membrane penetration firestop system for up to 2 hours in accordance with UL 1479 (ASTM-E814) and CAN/ULC-S115, when properly installed in a wall assembly according to installation instructions.

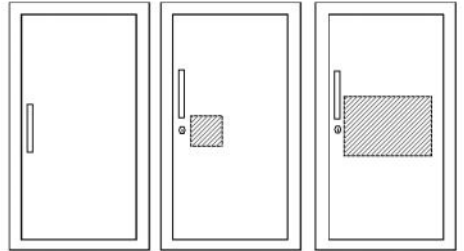
ADA Cabinet Mounting Height: Standard Pull on G, E, W, L22, A and B Door Styles with Saf-T-Lok are 3 5/8" Higher than Door Center, so Allow for that When Mounting Cabinet. Standard Pull with No Lock or ADA Recessed Pull are Centered on Door.



Recessed Flange for Installation Under Drywall or Plaster



F - Full glass with pull
G - Full glass with pull handle and Saf-T-Lok (Not Shown)
D - Horizontal duo panel with pull
E - Horizontal duo panel with pull and Saf-T-Lok. (Not Shown)
V - Vertical duo panel with pull
W - Vertical duo panel with pull and Saf-T-Lok. (Not Shown)



S21 - Solid with pull
L22 - Solid with pull and Saf-T-Lok
L24 - Solid with cylinder key lock/no pull (L22,24 not shown)
B10 - Acrylic view window with pull, and Saf-T-Lok
A - Center duo panel with pull and Saf-T-Lok

STEP 1: SELECT MODEL NUMBER & QUANTITY (Refer to Chart on Page 2)

STEP 2: SELECT DOOR STYLE

(Check one box below)

- | | |
|--|---|
| <input type="checkbox"/> F Full Glazing | <input type="checkbox"/> L22 Solid with SAF-T-LOK™ |
| <input type="checkbox"/> G Full Glazing with SAF-T-LOK™ | <input type="checkbox"/> V Vertical Duo |
| <input type="checkbox"/> D Horizontal Duo Panel | <input type="checkbox"/> W Vertical Duo with SAF-T-LOK |
| <input type="checkbox"/> E Horizontal Duo Panel with SAF-T-LOK | <input type="checkbox"/> B Solid w/Small View Window & SAF-T-LOK |
| <input type="checkbox"/> A Center Duo Panel with SAF-T-LOK | <input type="checkbox"/> L24 Solid with Cylinder Lock & No Handle |
| <input type="checkbox"/> S21 Solid Door | |

STEP 3: SELECT DOOR GLAZING

(Check one box below)

- | | |
|---|--|
| <input type="checkbox"/> 10 Clear Acrylic | <input type="checkbox"/> 16 Gray Acrylic |
| <input type="checkbox"/> 13 Clear Wire Glass with Safety Film | <input type="checkbox"/> 17 Clear Tempered Glass |
| <input type="checkbox"/> 15 Bronze Acrylic | <input type="checkbox"/> 18 Laminated Safety Glass |

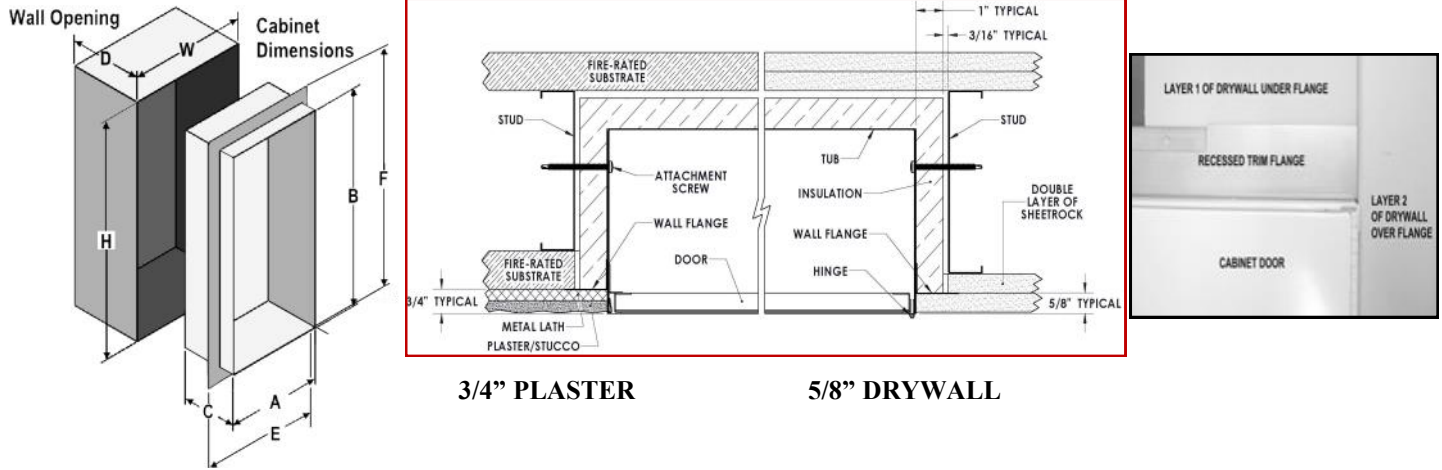
STEP 4: SELECT OPTIONAL FEATURES AT ADDITIONAL COST

- | | | |
|---|--|--|
| <input type="checkbox"/> Dark Bronze Anodized Door & Trim | <input type="checkbox"/> FDVO Decal Fire Department Valve Octagonal 6 x 6" | <input type="checkbox"/> Black Vertical FE Letters LDCVBFE |
| Optional Tub Color: __ Black __ Red | <input type="checkbox"/> 1403 Decal Fire Hose Black/Red Horiz. Letters 4 x 9 | <input type="checkbox"/> Red Vertical FE Letters LDCVRFE |
| <input type="checkbox"/> CA Commander Alarm | <input type="checkbox"/> LDCHRFDV-R Diecut Fire Dept. Valve Horiz. 10-1/4 x 4-3/8 | <input type="checkbox"/> White Vertical FE Letters LDCVWFE |
| <input type="checkbox"/> BA Brigadier Alarm | <input type="checkbox"/> LDCVRFDV Diecut Fire Dept Valve Vert. 3/4" x 21 1/2" | <input type="checkbox"/> Black Horizontal FE Letters LDCHBFEE |
| Futura "Fire" Handle __ Mill __ Red __ White | <input type="checkbox"/> LDCVRFDV-R Diecut Fire Dept Valve Vert. Rever. 3/4" x 21 1/2" | <input type="checkbox"/> Red Horizontal FE Letters LDCHRFEE |
| <input type="checkbox"/> PRH Recessed Pull Handle | <input type="checkbox"/> LDCHRFDV Diecut Fire Department Valve Ascend. 1" x 17" | <input type="checkbox"/> White Horizontal FE Letters LDCHWFE |
| <input type="checkbox"/> PUCH Polished Chrome Handle | <input type="checkbox"/> LDCVRFSCV-R Diecut Fire Sprinkler Cont. Valve Vert 3/4" x 18" | <input type="checkbox"/> Engraving or Silkscreen on Door (Except |
| <input type="checkbox"/> Shelf for 8000 Series—12" from Top | Fire Hose Racks - See separate submittal | Dark Bronze Anodized), Etching or Silk- |

It is the responsibility of the customer to communicate specifications and product performance requirements that are needed for their application. This document is intended to convey potential product configurations and offerings. It is not to be used to imply or represent a specification or rating, of finished products shipped. Detailed, specific submittals can be created upon request. It is the responsibility of the customer to specify product accordingly to comply with local laws, codes, and ordinances.

JL INDUSTRIES 9702 Newton Av S. Bloomington, MN 55431	800-554-6077 sales@activarcpg.com www.activarcpg.com	Distributor:		Project:
	Contractor:		Approved By:	
	Date:	Quantity:	Architect:	
	Scale: N/A	Pages: 1 of 1	Item #	

SUBMITTAL: CROWNLINE™ VALVE & HOSE CABINETS - TRIMLESS FIRE-FX™ ALUMINUM



3/4" PLASTER

5/8" DRYWALL

QTY	#	MODEL			TUB I.D. W x H x D in Inches		FRAME O.D.		RECESSED WALL OPENING			RECOMMENDED HOSE RACK, VALVES & EXTINGUISHERS
		A	B	C	E	F	Width	Height	Depth			
		Width	Height	Depth	Width	Height						
TRIMLESS FX2 CABINET WITH RECESSED FLANGE FOR INSTALLATION OF 5/8" DRYWALL OVER FLANGE Example of Part # 6024WF10FX2												
		6024W	FX2	24	30	6	27 1/8	33 1/8	26 5/16	32 5/16	6 11/16	HOSE RACK: 1- 1/2" x 1-1/2" Hose Rack Unit with 50 or 75' Hose (HRA:050B, 050CH, 075B, 075CH) & Cosmic 2½ or Galaxy 2½- 5 lb Extinguisher
		6224W	FX2	24	34-3/4	6	27 1/8	37 7/8	26 5/16	37 1/16	6 11/16	HOSE RACK: 1- 1/2" x 1-1/2" Hose Rack Unit - 100' Hose (HRA 100B, HRA100CH) & Cosmic 2½ or Galaxy 2½- 5 lb Extinguisher
		6124W	FX2	24	30	8	27 1/8	33 1/8	26 5/16	32 5/16	8 11/16	HOSE RACK: 2-1/2" x 1-1/2" Hose Rack Unit 50 or 75' Hose (HRA050B-2.5, HRA075B-2.5)
		6424W	FX2	24	34 3/4	8	27 1/8	37 7/8	26 5/16	37 1/16	8 11/16	HOSE RACK: 2-1/2" x 1-1/2" Hose Rack Unit 100' Hose (HRA100B-2.5)
		6624W	FX2	24	38 3/4	8	27 1/8	41 7/8	26 5/16	41 1/16	8 11/16	HOSE RACK: 2-1/2" x 1-1/2" Hose Rack Unit 125' Hose (HRA125B-2.5)
		6324W	FX2	30	30	8	33 1/8	33 1/8	32 5/16	32 5/16	8 11/16	HOSE RACK & FD VALVE OR EXTINGUISHER: 1-1/2" OR 2-1/2" Valve; 50' or 75' Hose Rack Unit Plus FD Valve or Cosmic or Galaxy Extinguisher
		6524W	FX2	32 3/4	34 3/4	8	35 7/8	37 7/8	35 1/16	37 1/16	8 11/16	HOSE RACK & FD VALVE OR EXTINGUISHER:1-1/2" OR 2-1/2" Valve, 100' Hose Rack Unit Plus Cosmic or Galaxy Extinguisher
		7224W	FX2	32 3/4	38 3/4	8	35 7/8	41 7/8	35 1/16	41 1/16	8 11/16	HOSE RACK & FD VALVE OR EXTINGUISHER: 1-1/2" OR 2-1/2" Valve, 125' Hose Rack Unit Plus FD Valve or Cosmic or Galaxy Extinguisher
		8524W	FX2	18	18	8	21 1/8	21 1/8	20 5/16	20 5/16	8 11/16	FIRE DEPARTMENT VALVE: 1-1/2" or 2-1/2" Fire Department Valve with Cap and Chain
		8424W	FX2	18	18	10	21 1/8	21 1/8	20 5/16	20 5/16	10 11/16	
		8724W	FX2	26	26	8	29 1/8	29 1/8	28 5/16	28 5/16	8 11/16	DUAL SIDE BY SIDE FD VALVES & EXTINGUISHER OR 2 FD VALVES: 1-1/2" or 2-1/2" with Cap and Chain Plus Extinguisher - Cosmic & Galaxy 2-1/2-10
		8624W	FX2	26	26	10	29 1/8	29 1/8	28 5/16	28 5/16	10 11/16	
		8024W	FX2	16	40	9	19 1/8	43 1/8	18 5/16	42 5/16	9 11/16	DUAL EXTINGUISHER & FD VALVE CABINET: Cosmic or Galaxy Extinguisher
TRIMLESS CABINET WITH RECESSED FLANGE FOR INSTALLATION OF 3/4" PLASTER OVER FLANGE Example of Part # 8024PF10FX2												
		6024P	FX2	24	30	6	27 1/8	33 1/8	26 5/16	32 5/16	6 9/16	HOSE RACK: 1- 1/2" x 1-1/2" Hose Rack Unit with 50 or 75' Hose (HRA:050B, 050CH, 075B, 075CH) & Cosmic 2½ or Galaxy 2½- 5 lb Extinguisher
		6224P	FX2	24	34-3/4	6	27 1/8	37 7/8	26 5/16	37 1/16	6 9/16	HOSE RACK: 1- 1/2" x 1-1/2" Hose Rack Unit - 100' Hose (HRA 100B, HRA100CH) & Cosmic 2½ or Galaxy 2½- 5 lb Extinguisher
		6124P	FX2	24	30	8	27 1/8	33 1/8	26 5/16	32 5/16	8 9/16	HOSE RACK: 2-1/2" x 1-1/2" Hose Rack Unit 50 or 75' Hose (HRA050B-2.5, HRA075B-2.5)
		6424P	FX2	24	34 3/4	8	27 1/8	37 7/8	26 5/16	37 1/16	8 9/16	HOSE RACK: 2-1/2" x 1-1/2" Hose Rack Unit 100' Hose (HRA100B-2.5)
		6624P	FX2	24	38 3/4	8	27 1/8	41 7/8	26 5/16	41 1/16	8 9/16	HOSE RACK: 2-1/2" x 1-1/2" Hose Rack Unit 125' Hose (HRA125B-2.5)
		6324P	FX2	30	30	8	33 1/8	33 1/8	32 5/16	32 5/16	8 9/16	HOSE RACK & FD VALVE OR EXTINGUISHER: 1-1/2" OR 2-1/2" Valve; 50' or 75' Hose Rack Unit Plus FD Valve or Cosmic or Galaxy Extinguisher
		6524P	FX2	32 3/4	34 3/4	8	35 7/8	37 7/8	35 1/16	37 1/16	8 9/16	HOSE RACK & FD VALVE OR EXTINGUISHER:1-1/2" OR 2-1/2" Valve, 100' Hose Rack Unit Plus FD Valve and Cosmic or Galaxy Extinguisher
		7224P	FX2	32 3/4	38 3/4	8	35 7/8	41 7/8	35 1/16	41 1/16	8 9/16	FIRE DEPARTMENT VALVE: 1-1/2" or 2-1/2" Fire Department Valve with Cap and Chain
		8524P	FX2	18	18	8	21 1/8	21 1/8	20 5/16	20 5/16	8 9/16	
		8424P	FX2	18	18	10	21 1/8	21 1/8	20 5/16	20 5/16	10 9/16	DUAL SIDE BY SIDE FD VALVES & EXTINGUISHER OR 2 FD VALVES: 1-1/2" or 2-1/2" with Cap and Chain Plus Extinguisher - Cosmic & Galaxy 2-1/2 to10
		8724P	FX2	26	26	8	29 1/8	29 1/8	28 5/16	28 5/16	8 9/16	
		8624P	FX2	26	26	10	29 1/8	29 1/8	28 5/16	28 5/16	10 9/16	DUAL EXTINGUISHER & FD VALVE CABINET: Cosmic or Galaxy Extinguisher
		8024P	FX2	16	40	9	19 1/8	43 1/8	18 5/16	42 5/16	9 9/16	