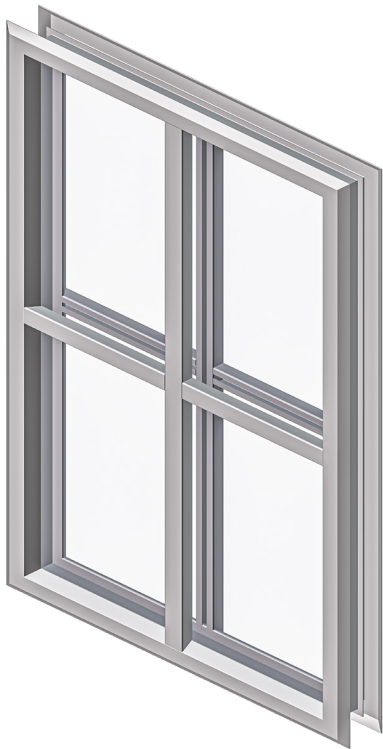


MULLION INFORMATION FOR VISION LITES












VSL/VSLH / VLF/ VLFEZ SERIES



SPECIFICATIONS

- Material:** 18 gauge CRS for VLF & VLFIG
20 gauge CRS for VLFEZ, VLFEZIG, Slimline (VSL) or (VSLH) and Slimline IG (VSIG).
- Optional Materials:** 20 Gauge Stainless Steel, galvalume, zinc-plated
- Finish:** Powder coat paint or #4 stainless
- Construction:** Mullions are welded to both sides of vision lite at heads, sills and jambs, and butt to glass.
- Mullions:** 1" x 5/8" formed steel See layouts below.
- Optional Mullion Construction:** 1/2" x 1/2", 1/2 x 3/4", other sizes.
- Door:** For 1-3/4" door.
- Sizes:** Minimum and maximum sizes depend on vision lite.
- Fasteners:** See individual vision lite pages for fasteners.
- Glass:** Only (1) pane of glass required. Use fire-rated glazing with classification marking for fire rated applications. See individual submittals for glazing choices.
- Fire-Rating, Testing & Listings:** When installed in properly rated and approved door, ratings up to 3 hours can be achieved, depending on the glazing used. See glazing ratings for max exposed area. Mullioned-vision lites are tested and listed for UL 10C and Criteria of UBC 7-2 Positive Pressure. See individual vision lite data sheets for full rating information, and individual installation instructions.

MULLION SELECTION CHART

	2	3	4	5
A	 A2 Min: 6" x 6"	 A3 Min: 6" x 7"	 A4 Min: 6" x 9"	 A5 Min: 6" x 11"
B	 B2 Min: 6" x 6"	 B3 Min: 6" x 7"	 B4 Min: 6" x 9"	 B5 Min: 6" x 11"
C	--	 C3 Min: 7" x 7"	 C4 Min: 7" x 9"	 C5 Min: 7" x 11"

MULLION MODEL NUMBERS

VSL	VLFEZ	VLF
VSLA2	VLFEZA2	VLFA2
VSLA3	VLFEZA3	VLFA3
VSLB2	VLFEZB2	VLFB2
VSLB3	VLFEZB3	VLFB3
VSLB4	VLFEZB4	VLFB4
VSLC3	VLFEZC3	VLFC3
VSLA4	VLFEZA4	VLFA4
VSLA5	VLFEZA5	VLFA5
VSLB5	VLFEZB5	VLFB5
VSLC4	VLFEZC4	VLFC4
VSLC5	VLFEZC5	VLFC5